



NATIONAL MINIATURE PYLON
RACING ASSOCIATION

The Pylon Racer's Official Voice

NMPRA HIGH PERFORMANCE

NATIONAL MINIATURE PYLON RACING ASSOCIATION • SINCE 1965 • AMA AFFILIATED • october 2019

President's Corner

by Trey Witte

The 2019 season is almost over. Just a couple of races left on the schedule. Which one are you going to? See the schedule below to find a race near you and sign up!!

2020 Race Schedule

CDs need to start looking toward 2020 now and get your dates to Mike Helsel. Dates will be taken up quickly. Please be

mindful of competitions that have had the same date for many years and do not overlap. If there are any concerns, call up the CD and talk it through. Include Mike Helsel in these conversations.

2020 NMPRA Q40 Championship race

The 2020 NMPRA Champ race is scheduled to be on the West coast. I will post a call out on the Forum after the 2019 race. West coast venues/clubs need to look ahead now and be ready

to make a commitment to host this race.

NMPRA Officers

No new nominations were submitted so the NMPRA board shall stay in office.

Until next time....
Pull Harder!!

Trey



Day Two commenced with more glorious weather at hand. F5D had the morning session and were first up prior to lunch and then the fuel powered F3D models had the PM session. The completion of the fourth-round results was eagerly awaited and when posted a mixed bag of results for everyone resulted, and now with ONE score dropped pilots were moving up and down the ranking order.

Thinking hats were on to get those extra rpm's, volts, right prop motor combination, minor repairs or replacement models in some circumstances all going on behind the scenes. Seven rounds were completed by the end of Day Two. Everyone went back to the pits or accommodation to review how and why the days racing went Good, Bad or Ugly.

The Best Crash Award also happened in Round Five by Gino Del Ponte taking out Pylon One, technically not a cut, but the No 1 Pylon had to be replaced (my memory may be wrong on the Round and Day). Also, the excitement on Gino's face when he was presented with the trophy being the top part of Pylon One that he took out was a sight to see.

Where was the Five-Time World Champion Chris Callow at the end of the Day Two! Twenty-First you say, NO not possible. Well, it was a 200 (again not possible you say) in Round Five that dropped him way down the order of play. The anticipated wait overnight for the completion of Round Eight to have another race score dropped was eagerly awaited.

Current F5D World Champion Tomas Cinibruk was holding onto 3rd place.

| | | Results for F3D | | | | WC Maryborough 2019 | | | | | | | | | | | | | | | Total |
|----------------------|-----|-----------------|---------|---------|---------|---------------------|---------|---------|---------|---------|----------|----------|----------|----------|----------|----------|--------|--|--|--|-------|
| | | Round 1 | Round 2 | Round 3 | Round 4 | Round 5 | Round 6 | Round 7 | Round 8 | Round 9 | Round 10 | Round 11 | Round 12 | Round 13 | Round 14 | Round 15 | | | | | |
| | | Score | Score | Score | Score | Score | Score | Score | Score | Score | Score | Score | Score | Score | Score | Score | | | | | |
| Bram Lenties | BEL | 59.05 | 57.97 | 58.63 | 58.96 | 200.00 | DNF | 58.02 | 58.92 | | | | | | | | 351.55 | | | | |
| Leigh Hocken | AUS | 59.36 | 59.43 | 59.99 | 58.14 | 57.60 | 58.78 | 200.00 | DNF | | | | | | | | 353.30 | | | | |
| Robert van den Bosch | NED | 200.00 | DNF | 60.93 | 59.80 | 57.94 | 57.47 | 58.38 | 59.19 | | | | | | | | 353.71 | | | | |
| Beau Murphy | AUS | 200.00 | DNF | 56.97 | 57.96 | 56.97 | 58.61 | 66.14 | 60.41 | | | | | | | | 357.06 | | | | |
| Carlo Perella | ITA | 63.45 | 1 | 59.89 | 64.04 | 1 | 58.57 | 60.27 | 58.41 | 57.75 | | | | | | | 358.34 | | | | |
| Daniel Arapakis | WCH | 60.50 | 200.00 | 2 | 62.60 | 60.66 | 58.88 | 57.72 | 59.04 | | | | | | | | 359.40 | | | | |
| Roman Pajer | CZE | 200.00 | DNF | 59.22 | 58.49 | 59.57 | 65.81 | 1 | 62.53 | 59.82 | | | | | | | 366.44 | | | | |
| Tomas Andrik | CZE | 59.64 | 68.89 | 1 | 61.10 | 60.57 | 59.02 | 200.00 | DNF | 59.11 | | | | | | | 368.33 | | | | |
| Jiri Novotny | CZE | 57.72 | 63.40 | 1 | 200.00 | 2 | 59.25 | 70.04 | 1 | 60.94 | 58.82 | | | | | | 370.17 | | | | |
| Behn Satn | JPN | 61.89 | 64.98 | 1 | 59.75 | 200.00 | 4 | 62.80 | 60.50 | 62.61 | | | | | | | 372.33 | | | | |

| | | Results for FSD | | | | W/C Maryborough 2019 | | | | | | | | | | | | | | |
|----------------------|-----|------------------|------------------|------------------|------------------|----------------------|------------------|------------------|------------------|------------------|-------------------|-------------------|-------------------|-------------------|-------------------|-------------------|--------|--|--|--|
| | | Round 1 Score | Round 2 Score | Round 3 Score | Round 4 Score | Round 5 Score | Round 6 Score | Round 7 Score | Round 8 Score | Round 9 Score | Round 10 Score | Round 11 Score | Round 12 Score | Round 13 Score | Round 14 Score | Round 15 Score | Total | | | |
| Jan Sadlacek | CZE | 57.2B | 65.02 | 1 | 58.70 | 60.47 | 60.08 | 58.34 | 65.32 | 1 | | | | | | | 359.85 | | | |
| Tyler Meas | AUS | 66.72 | 61.02 | 61.64 | 59.19 | 58.52 | 63.61 | 60.33 | | | | | | | | | 364.31 | | | |
| Tomas Cimburk | CZE | 55.51 | 1 | 59.30 | 60.55 | 61.27 | 200.00 | 2 | 58.88 | 58.88 | | | | | | | 364.56 | | | |
| Lucas Cantoni | SUI | Jnr | 200.00 | 4 | 61.02 | 60.51 | 68.45 | 1 | 59.30 | 62.55 | 59.36 | | | | | | 371.16 | | | |
| Jiri Klein | CZE | | 55.69 | 200.00 | 2 | 63.56 | 62.97 | 60.39 | 56.27 | 59.72 | | | | | | | 371.60 | | | |
| Piet Dordemaa | NED | 64.14 | 62.99 | 1 | 72.47 | 60.42 | FRA | 59.44 | 58.63 | 1 | | | | | | | 376.71 | | | |
| Frederic Gregoire | AUS | 60.09 | 66.70 | 1 | 62.55 | 61.36 | 60.17 | 55.97 | 1 | 55.44 | 1 | | | | | | 376.74 | | | |
| Peter Srijenovic | AUS | 60.78 | 62.24 | 1 | 60.88 | 1 | 63.76 | 61.42 | 1 | 200.00 | DNF | | | | | | 380.35 | | | |
| Christophe Castagnet | FRA | 63.83 | 60.17 | 65.55 | 1 | 65.14 | 64.98 | 63.48 | 70.73 | 1 | | | | | | | 393.15 | | | |
| Gabriel Rota | SUI | 67.98 | 1 | 66.92 | 1 | 75.72 | 70.77 | 62.89 | 81.50 | 60.61 | | | | | | | 390.45 | | | |

Day Three and we are now at the halfway mark with another fantastic day of weather on display; crisp cold air greeted the pilots and callers again with the F3D participants to the start line AM and the F5D pilots and callers having the morning off with racing PM.

The completion of the eighth round and another score dropped; some real moving took place. Chris Callow moved back into 1st place and Tomas moved down a place to 4th.

[illegible]

| | | Results for F5D | | | | W/C Maryborough 2019 | | | | | | | | | | | | | | | | |
|----------------------|-----|-----------------|---------|---------------|---------|----------------------|---------|--------------|---------|--------------|---------|--------------|----------|---------------|----------|--------------|----------|--------|--|--|--|--|
| | | Round 1 | Round 2 | | Round 3 | Round 4 | Round 5 | Round 6 | Round 7 | Round 8 | Round 9 | Round 10 | Round 11 | Round 12 | Round 13 | Round 14 | Round 15 | Total | | | | |
| | | Score | C | Score | C | Score | C | Score | C | Score | C | Score | C | Score | C | Score | C | | | | | |
| Jan Sedlacek | CZE | 57.28 | | 65.02 | 1 | 58.70 | | 60.47 | | 60.08 | | 58.34 | | 65.32 | 1 | 58.31 | | 353.18 | | | | |
| Tyler Meers | AUS | 66.72 | | 61.02 | | 61.64 | | 59.19 | | 58.62 | | 63.61 | | 60.33 | | 58.97 | | 359.67 | | | | |
| Lucas Cantoni | SUI | 200.00 | 4 | 61.02 | | 60.51 | | 68.45 | 1 | 59.30 | | 62.55 | | 59.36 | | 58.94 | | 361.68 | | | | |
| Tomas Cimburk | CZE | 65.51 | 1 | 59.30 | | 60.55 | | 61.27 | | 65.72 | 1 | 59.08 | | 58.68 | | 64.32 | 1 | 363.40 | | | | |
| Jiri Klein | CZE | 65.69 | | 200.00 | 2 | 63.56 | | 62.97 | | 60.39 | | 59.27 | | 59.72 | | 59.58 | | 365.49 | | | | |
| Piet Doodema | NED | 64.14 | | 62.99 | 1 | 72.47 | | 60.42 | | 61.09 | | 59.44 | | 68.63 | 1 | 59.00 | | 367.08 | | | | |
| Frederic Gregoire | FRA | 60.09 | | 66.70 | 1 | 62.55 | | 61.36 | | 60.17 | | 65.87 | 1 | 68.44 | 1 | 72.77 | | 376.74 | | | | |
| Tony Singleton | AUS | 60.78 | | 62.24 | | 70.88 | 1 | 63.75 | | 61.31 | | 61.42 | | 200.00 | DNF | 68.34 | 1 | 377.84 | | | | |
| Christophe Castagnet | FRA | 63.63 | | 60.17 | | 65.55 | 1 | 65.14 | | 64.98 | | 63.48 | | 70.73 | 1 | 62.08 | | 379.69 | | | | |
| Bruce deChastel | AUS | 200.00 | 2 | 200.00 | 2 | 62.11 | | 68.70 | 1 | 69.60 | 1 | 60.27 | | 62.67 | | 60.08 | | 383.43 | | | | |

With Day Three racing over and eleven rounds completed, the mathematicians had the calculators out to try and calculate what would happen on Day Four or moving day in the Golf World or may be the 3rd Quarter in Aussie Rules game after the completion of Round 12 on Day Four.

| | | Results for F3D | | | | | W/C Maryborough 2019 | | | | | | | | | | | | | | | |
|----------------------|-----|--------------------|--------------------|--------------------|--------------------|--------------------|----------------------|--------------------|--------------------|--------------------|---------------------|---------------------|---------------------|---------------------|---------------------|---------------------|--------|--|--|--|--|--|
| | | Round 1 Score C | Round 2 Score C | Round 3 Score C | Round 4 Score C | Round 5 Score C | Round 6 Score C | Round 7 Score C | Round 8 Score C | Round 9 Score C | Round 10 Score C | Round 11 Score C | Round 12 Score C | Round 13 Score C | Round 14 Score C | Round 15 Score C | Total | | | | | |
| Christopher Calow | AUS | 56.54 | 58.53 | 56.75 | 56.89 | 200.00 | 57.77 | 200.00 | 58.02 | 57.89 | 58.13 | 57.11 | | | | | 617.63 | | | | | |
| Gino Del Ponte | USA | 61.11 | 1 | 58.35 | 200.00 | 58.32 | 200.00 | DNF | 57.35 | 56.80 | 56.52 | 56.30 | 58.24 | | | | 620.44 | | | | | |
| Robert van den Bosch | NED | 200.00 | DNF | 60.93 | 59.80 | 57.04 | 57.47 | 58.36 | 59.19 | 59.05 | 58.92 | 56.39 | 57.40 | | | | 624.63 | | | | | |
| Bram Lentes | BEL | 59.05 | 57.97 | 58.63 | 58.96 | 200.00 | DNF | 58.02 | 58.92 | 56.33 | 200.00 | DNF | 57.53 | 58.03 | | | 625.74 | | | | | |
| Emil Broberg | SWE | 58.44 | 200.00 | DNF | 200.00 | DNF | 57.03 | 56.57 | 57.42 | 57.50 | 67.21 | 1 | 57.91 | 57.38 | 57.85 | | 627.31 | | | | | |
| Beau Murphy | AUS | 200.00 | DNF | 56.97 | 57.96 | 56.97 | 58.61 | 66.14 | 1 | 60.41 | 59.36 | 60.39 | 58.50 | 58.74 | | | 627.91 | | | | | |
| Leigh Hocken | AUS | 59.36 | 59.43 | 59.99 | 58.14 | 57.60 | 58.76 | 200.00 | DNF | 59.96 | 58.24 | 59.88 | 57.47 | | | | 628.86 | | | | | |
| Carlo Perella | ITA | 63.45 | 1 | 59.69 | 64.04 | 1 | 58.57 | 60.27 | 58.41 | 57.75 | 57.63 | 59.74 | 58.42 | 59.36 | | | 630.04 | | | | | |
| Daniel Arapakis | WCH | 60.50 | 200.00 | 2 | 62.60 | 60.66 | 58.86 | 57.72 | 59.04 | 58.86 | 59.71 | 57.57 | 58.66 | | | | 631.60 | | | | | |
| Ryan Bridge | USA | 64.25 | 1 | 58.80 | 200.00 | DNF | 57.83 | 57.74 | 200.00 | DNF | 58.41 | 57.78 | 67.49 | 1 | 56.85 | 56.35 | 635.50 | | | | | |

| | | Results for F5D | | | | | | | | | | | | | | | WIC Maryborough 2019 | | | | | | | | | | | | | | | | |
|----------------------|-----|-----------------|---------------|--------------|---------|--------------|--------------|--------------|---------------|---------------|--------------|--------------|---------------|----------|----------|----------|----------------------|--------|--|--|--|--|--|--|--|--|--|--|--|--|--|--|--|
| | | Round 1 | Round 2 | Round 3 | Round 4 | Round 5 | Round 6 | Round 7 | Round 8 | Round 9 | Round 10 | Round 11 | Round 12 | Round 13 | Round 14 | Round 15 | Total | | | | | | | | | | | | | | | | |
| | | Score | Score | Score | Score | Score | Score | Score | Score | Score | Score | Score | Score | Score | Score | Score | | | | | | | | | | | | | | | | | |
| Jan Sedlak | CZE | 57.28 | 65.02 | 58.70 | 60.47 | 60.08 | 58.34 | 65.32 | 1 | 58.31 | 59.44 | 83.42 | 60.83 | | | | | | | | | | | | | | | | | | | | |
| Tomasz Cimbura | CZE | 65.51 | 59.30 | 60.55 | 61.27 | 65.72 | 1 | 59.08 | 58.88 | 64.32 | 1 | 59.45 | 59.33 | 59.63 | | | 533.87 | | | | | | | | | | | | | | | | |
| Tyler Mees | USA | 66.72 | 61.02 | 61.84 | 59.19 | 58.52 | 63.61 | 60.33 | 58.97 | 62.27 | 59.22 | 61.80 | | | | | 540.81 | | | | | | | | | | | | | | | | |
| Jan Kien | CZE | 65.65 | 200.00 | 63.58 | 62.97 | 60.38 | 59.27 | 59.58 | 59.92 | 200.00 | 2 | 53.42 | | | | | 542.96 | | | | | | | | | | | | | | | | |
| Lucas Cantoni | SUI | 200.00 | 4 | 61.02 | 60.51 | 68.45 | 1 | 59.30 | 62.55 | 59.36 | 58.94 | 67.71 | 1 | 61.48 | 65.88 | | 554.52 | | | | | | | | | | | | | | | | |
| Fred Dodderda | NED | 64.14 | 62.99 | 72.47 | 60.42 | 61.09 | 59.44 | 68.63 | 1 | 59.00 | 65.52 | 1 | 67.60 | 1 | 62.52 | | 556.75 | | | | | | | | | | | | | | | | |
| Frederick Gregoire | FRA | 60.09 | 68.70 | 61.21 | 62.55 | 61.36 | 60.17 | 65.87 | 1 | 68.44 | 1 | 72.77 | 59.70 | 66.50 | 1 | 65.08 | 1 | | | | | | | | | | | | | | | | |
| Christophe Castagnet | FRA | 63.83 | 60.17 | 65.55 | 1 | 65.14 | 64.69 | 63.48 | 70.73 | 1 | 62.08 | 62.16 | 69.12 | 1 | 63.22 | | 568.02 | | | | | | | | | | | | | | | | |
| Tony Singleton | AUS | 60.78 | 62.24 | 70.68 | 1 | 63.75 | 61.31 | 61.42 | 200.00 | DNF | 68.34 | 1 | 200.00 | 2 | 68.58 | 70.40 | 1 | | | | | | | | | | | | | | | | |
| Daniel Rota | SUI | 67.98 | 1 | 66.92 | 1 | 75.72 | 62.89 | 61.50 | 60.81 | 70.76 | 1 | 73.21 | 1 | 64.93 | 66.42 | | 587.70 | | | | | | | | | | | | | | | | |
| Marco Cantoni | SUI | 75.14 | 1 | 64.78 | 63.02 | 69.19 | 69.29 | 69.29 | 1 | 69.29 | 1 | 69.29 | 1 | 69.29 | 1 | 69.29 | 1 | 592.63 | | | | | | | | | | | | | | | |

Day Four and the FINAL Day of Official Competition. F5D commenced at 0900 and F3D had the PM session so everyone could share the direction of the sun both AM and PM. Everyone was again eagerly awaiting the completion of Round 12 and the last time a race score could be dropped.

Chris held onto 1st place.

| | | Results for F3D | | | | W/C Maryborough 2019 | | | | | | | | | | | | | | | | | | | | |
|----------------------|-----|-----------------|---------------|--------------|---------------|----------------------|---------|---------------|---------------|--------------|---------------|--------------|----------|---------------|--------------|--------------|-------|--|--|--|--|--|--|--|--|--|
| | | Round 1 | Round 2 | Round 3 | Round 4 | Round 5 | Round 6 | Round 7 | Round 8 | Round 9 | Round 10 | Round 11 | Round 12 | Round 13 | Round 14 | Round 15 | Total | | | | | | | | | |
| | | Score | C | Score | C | Score | C | Score | C | Score | C | Score | C | Score | C | Score | C | | | | | | | | | |
| Christopher Gallow | AUS | 56.54 | 58.53 | 56.75 | 56.89 | 200.00 | 2 | 57.77 | 200.00 | 58.02 | 57.89 | 56.13 | 57.11 | 55.35 | | | 514.4 | | | | | | | | | |
| Emil Broberg | SWE | 58.44 | 200.00 | DNF | 57.03 | 200.00 | DNF | 56.57 | 57.42 | 57.50 | 67.21 | 1 | 57.91 | 57.38 | 57.85 | 56.89 | 514.4 | | | | | | | | | |
| Gino Del Ponte | USA | 61.11 | 1 | 58.35 | 200.00 | 3 | 58.92 | 200.00 | DNF | 56.85 | 55.35 | 56.80 | 56.52 | 55.30 | 58.24 | 61.45 | 520.4 | | | | | | | | | |
| Beau Murphy | AUS | 200.00 | DNF | 56.97 | 57.95 | 56.97 | 56.61 | 66.14 | 1 | 60.41 | 59.36 | 56.39 | 58.50 | 58.24 | 56.53 | | 520.4 | | | | | | | | | |
| Robert van den Bosch | NED | 200.00 | DNF | 60.93 | 59.80 | 57.94 | 57.47 | 58.38 | 59.19 | 59.05 | 58.92 | 55.39 | 57.49 | 200.00 | DNF | | 520.4 | | | | | | | | | |
| Bram Lentjes | BEL | 59.05 | 57.97 | 58.63 | 58.96 | 200.00 | DNF | 56.02 | 56.62 | 58.33 | 200.00 | DNF | 57.83 | 58.03 | 61.37 | 1 | 525.4 | | | | | | | | | |
| Leigh Hocken | AUS | 59.36 | 59.43 | 59.99 | 58.14 | 57.60 | 58.78 | 200.00 | DNF | 59.96 | 58.24 | 59.88 | 57.47 | 58.94 | | | 525.4 | | | | | | | | | |
| Randy Bridge | USA | 54.25 | 1 | 58.80 | 200.00 | DNF | 57.83 | 57.74 | 200.00 | DNF | 58.41 | 67.49 | 1 | 56.85 | 56.35 | 58.61 | 525.4 | | | | | | | | | |
| Carlo Perella | ITA | 63.45 | 1 | 59.89 | 64.04 | 1 | 58.57 | 60.27 | 58.41 | 57.75 | 57.63 | 59.74 | 58.42 | 59.36 | 63.46 | 1 | 530.4 | | | | | | | | | |
| Andri Arapakis | WCH | 60.50 | 200.00 | 2 | 62.60 | 66.66 | 58.88 | 57.72 | 59.04 | 58.86 | 59.71 | 57.57 | 58.66 | 59.46 | | | 530.4 | | | | | | | | | |

Tomas moved up to 2nd place from 4th place. He was much happier now.

| | | Results for F5D | | | | | W/C Maryborough 2019 | | | | | | | | | | | | | | | | | | | | | | |
|----------------------|-----|-----------------|---------|---------------|---------|---------------|----------------------|--------------|---------|--------------|----------|--------------|----------|--------------|----------|--------------|-------|--------------|---|---------------|---|--------------|---|-------|---|--------------|---|--|--------|
| | | Round 1 | Round 2 | Round 3 | Round 4 | Round 5 | Round 6 | Round 7 | Round 8 | Round 9 | Round 10 | Round 11 | Round 12 | Round 13 | Round 14 | Round 15 | Total | | | | | | | | | | | | |
| | | Score | C | Score | C | Score | C | Score | C | Score | C | Score | C | Score | C | Score | C | | | | | | | | | | | | |
| Jan Sedlacek | CZE | 57.28 | | 65.02 | 1 | 58.70 | | 60.47 | | 60.08 | | 58.34 | | 65.32 | 1 | 58.31 | | 59.44 | | 60.42 | | 60.83 | | 59.25 | | | | | 532.26 |
| Thomas Grinbuck | CZE | 65.51 | 1 | 59.30 | | 60.55 | | 61.27 | | 65.72 | 1 | 59.08 | | 58.88 | | 64.32 | 1 | 59.45 | | 59.33 | | 58.83 | | 60.27 | | | | | 536.76 |
| Tyler Mees | AUS | 66.72 | | 61.02 | | 61.64 | | 59.19 | | 58.52 | | 63.61 | | 60.33 | | 58.97 | | 62.27 | | 59.22 | | 61.80 | | 60.23 | | | | | 540.92 |
| Jiri Klein | CZE | 65.69 | | 200.00 | 2 | 63.56 | | 62.97 | | 60.39 | | 59.27 | | 59.72 | | 59.58 | | 59.92 | | 200.00 | 2 | 63.42 | | 61.39 | | | | | 550.22 |
| Lucas Cartoni | SUI | Jnr | | 200.00 | 4 | 61.02 | | 60.51 | | 68.45 | 1 | 59.30 | | 62.55 | | 59.36 | | 58.94 | | 67.71 | 1 | 61.48 | | 65.88 | | 65.45 | | | 554.48 |
| Peter Doddema | NED | | | 64.14 | | 62.99 | 1 | 72.47 | | 60.42 | | 61.09 | | 59.44 | | 68.63 | 1 | 59.00 | | 55.32 | | 67.60 | 1 | 62.52 | | 63.30 | | | 558.42 |
| Frederic Gregoire | FRA | | | 60.09 | | 66.70 | 1 | 62.55 | | 61.36 | | 60.17 | | 65.87 | 1 | 68.44 | 1 | 72.77 | | 59.70 | | 66.50 | | 65.08 | 1 | 63.94 | | | 565.26 |
| Christophe Castagnet | FRA | | | 63.83 | | 60.17 | | 65.55 | 1 | 65.14 | | 64.98 | | 63.48 | | 70.73 | 1 | 62.08 | | 52.16 | | 68.12 | 1 | 63.22 | | 70.94 | | | 570.61 |
| Bruce deChastel | AUS | | | 200.00 | 2 | 200.00 | 2 | 62.11 | | 66.70 | | 69.60 | 1 | 60.27 | | 62.67 | | 60.08 | | 200.00 | 2 | 61.84 | | 60.96 | | 70.15 | 1 | | 576.08 |
| Daniel Rota | SUI | | | 67.98 | 1 | 66.92 | 1 | 75.72 | | 70.77 | | 62.89 | | 61.50 | | 60.61 | | 70.76 | 1 | 73.21 | 1 | 64.98 | | 66.42 | | 62.70 | | | 584.76 |

With three rounds to go it was consolidation now for some and catch up for others. Callow put down a 55.35 in Round 12 (Randy Bridge World Record 55.32) to let the others know who the Boss was and followed that up with 55.60 in Round 13. He could now consolidate his overall lead with the goal of becoming the only SIX-TIME World Champion.

The penultimate round had some excitement with Randy Bridge and Ray Brown after having a mid-air on Day Two (not his fault). He and Ray were using the backup model (Voodoo and 10 years old I am led to believe again) which had been round many poles prior to today and put the FASTEST Time of the meet and a potential **NEW WORLD RECORD**.

Starter Bruce De Chastel was advised by the timekeepers to impound the model for scrutineering purposes and the story goes from Bruce: "I need to impound the model; you just broke the World Record." Ray, "I am already the World Record holder." Reply from Bruce, "Callow has put down two 55's in a row and if he breaks your old record, he will be the New record holder." Randy, "OK I'll take it." FAI Jury member Jan Zelenka came and collected the paperwork and proceeded to check the scrutinizing of the model for legality. Upon return to the Pit Area everyone was there to cheer them on. Well Done to Randy and Ray.

| Round | Name | Lap Times | | | | | | | | | | Time | Cuts | | | Score |
|-------|--------------|-----------|-------|-------|-------|-------|-------|-------|-------|-------|--------|-------|------|----|----|-------|
| | | Lap 1 | Lap 2 | Lap 3 | Lap 4 | Lap 5 | Lap 6 | Lap 7 | Lap 8 | Lap 9 | Lap 10 | | P1 | P2 | P3 | |
| 14 | Randy Bridge | 8.72 | 5.33 | 5.05 | 4.89 | 5.28 | 5.05 | 5.17 | 5.09 | 5.33 | 5.36 | 55.27 | | | | 55.27 |

Potential World Record

The last round went through without any hitches, and the 2019 FAI F3D/F5D World Championships for Pylon Racing Model Aircraft concluded officially, and at the end of the 2019 FAI F3D/F5D World Championships for Pylon Racing Model Aircraft we had winners, and both are the New World RC Pylon Champions.

Chris Callow is now THE SIX Times World F3D Pylon Champion and Jan Sedlacek the New F5D World Champion. Trophy Presentations were conducted for individuals and teams at the end of the day's racing.

| | | Results for F3D | | | | | W/C Maryborough 2018 | | | | | | | | | | | | |
|----------------------|-----|-----------------|---------------|--------------|---------------|---------|----------------------|---------|---------------|---------|---------------|----------|---------------|----------|---------------|----------|---------------|--|--|
| | | Round 1 | Round 2 | Round 3 | Round 4 | Round 5 | Round 6 | Round 7 | Round 8 | Round 9 | Round 10 | Round 11 | Round 12 | Round 13 | Round 14 | Round 15 | | | |
| Christopher Calow | AUS | 58.54 | 58.53 | 58.54 | 58.53 | 58.54 | 58.53 | 58.54 | 58.53 | 58.54 | 58.53 | 58.54 | 58.53 | 58.54 | 58.53 | 58.54 | 58.53 | | |
| Erik Bröberg | SVK | 58.44 | 58.44 | 58.44 | 58.44 | 58.44 | 58.44 | 58.44 | 58.44 | 58.44 | 58.44 | 58.44 | 58.44 | 58.44 | 58.44 | 58.44 | 58.44 | | |
| Robert van der Bosch | NED | 58.00 | 60.93 | 58.00 | 58.00 | 58.00 | 58.00 | 58.00 | 58.00 | 58.00 | 58.00 | 58.00 | 58.00 | 58.00 | 58.00 | 58.00 | 58.00 | | |
| Barry Lenias | GBL | 58.00 | 58.00 | 58.00 | 58.00 | 58.00 | 58.00 | 58.00 | 58.00 | 58.00 | 58.00 | 58.00 | 58.00 | 58.00 | 58.00 | 58.00 | 58.00 | | |
| Buqa Murphy | AUS | 58.00 | 58.97 | 57.98 | 58.97 | 58.00 | 58.00 | 58.00 | 58.00 | 58.00 | 58.00 | 58.00 | 58.00 | 58.00 | 58.00 | 58.00 | 58.00 | | |
| Gino Del Ponte | ITA | 61.11 | 1 | 58.35 | 58.35 | 58.35 | 58.35 | 58.35 | 58.35 | 58.35 | 58.35 | 58.35 | 58.35 | 58.35 | 58.35 | 58.35 | 58.35 | | |
| David Burt | AUS | 59.56 | 59.56 | 59.56 | 59.56 | 59.56 | 59.56 | 59.56 | 59.56 | 59.56 | 59.56 | 59.56 | 59.56 | 59.56 | 59.56 | 59.56 | 59.56 | | |
| Flavio Baggio | ITA | 54.25 | 1 | 58.80 | 58.80 | 58.80 | 58.80 | 58.80 | 58.80 | 58.80 | 58.80 | 58.80 | 58.80 | 58.80 | 58.80 | 58.80 | 58.80 | | |
| Daniel Arapaska | WCH | 60.50 | 200.00 | 2 | 60.50 | 60.50 | 60.50 | 60.50 | 60.50 | 60.50 | 60.50 | 60.50 | 60.50 | 60.50 | 60.50 | 60.50 | 60.50 | | |
| Carlo Pirella | ITA | 63.45 | 1 | 59.49 | 64.04 | 1 | 58.57 | 58.57 | 58.57 | 58.57 | 58.57 | 58.57 | 58.57 | 58.57 | 58.57 | 58.57 | 58.57 | | |
| Stefan Luch | ITA | 59.19 | 59.19 | 59.19 | 59.19 | 59.19 | 59.19 | 59.19 | 59.19 | 59.19 | 59.19 | 59.19 | 59.19 | 59.19 | 59.19 | 59.19 | 59.19 | | |
| Roman Pop | CZE | 60.00 | 62.91 | 1 | 60.00 | 2 | 62.92 | 62.92 | 62.92 | 62.92 | 62.92 | 62.92 | 62.92 | 62.92 | 62.92 | 62.92 | 62.92 | | |
| Edwin Melville | GBL | 60.00 | 62.91 | 1 | 60.00 | 2 | 62.92 | 62.92 | 62.92 | 62.92 | 62.92 | 62.92 | 62.92 | 62.92 | 62.92 | 62.92 | 62.92 | | |
| John Guev | GBL | 60.00 | 62.91 | 1 | 60.00 | 2 | 62.92 | 62.92 | 62.92 | 62.92 | 62.92 | 62.92 | 62.92 | 62.92 | 62.92 | 62.92 | 62.92 | | |
| Frederic Gribard | CZE | 60.00 | 62.91 | 1 | 60.00 | 2 | 62.92 | 62.92 | 62.92 | 62.92 | 62.92 | 62.92 | 62.92 | 62.92 | 62.92 | 62.92 | 62.92 | | |
| Tomaz Arndt | FRA | 64.47 | 65.14 | 68.18 | 68.18 | 68.18 | 68.18 | 68.18 | 68.18 | 68.18 | 68.18 | 68.18 | 68.18 | 68.18 | 68.18 | 68.18 | 68.18 | | |
| Thomas Arndt | CZE | 69.54 | 68.89 | 1 | 61.30 | 1 | 70.02 | 70.02 | 70.02 | 70.02 | 70.02 | 70.02 | 70.02 | 70.02 | 70.02 | 70.02 | 70.02 | | |
| Thomas Arndt | CZE | 69.54 | 68.89 | 1 | 61.30 | 1 | 70.02 | 70.02 | 70.02 | 70.02 | 70.02 | 70.02 | 70.02 | 70.02 | 70.02 | 70.02 | 70.02 | | |
| Sebastian Schmitt | GBL | 67.54 | 1 | 63.64 | 63.64 | 63.64 | 63.64 | 63.64 | 63.64 | 63.64 | 63.64 | 63.64 | 63.64 | 63.64 | 63.64 | 63.64 | 63.64 | | |
| John Andrew Guev | GBL | 77.53 | 67.02 | 1 | 65.41 | 1 | 61.04 | 61.04 | 61.04 | 61.04 | 61.04 | 61.04 | 61.04 | 61.04 | 61.04 | 61.04 | 61.04 | | |
| Tom Vetheman | NZL | 200.00 | 69.35 | 62.43 | 69.35 | 62.43 | 69.35 | 62.43 | 69.35 | 62.43 | 69.35 | 62.43 | 69.35 | 62.43 | 69.35 | 62.43 | 69.35 | | |
| David Banks | NZL | 72.41 | 71.21 | 69.57 | 71.21 | 69.57 | 71.21 | 69.57 | 71.21 | 69.57 | 71.21 | 69.57 | 71.21 | 69.57 | 71.21 | 69.57 | 71.21 | | |
| Rob McEneaney | NZL | 68.02 | 63.78 | 60.00 | 66.65 | 60.00 | 66.65 | 60.00 | 66.65 | 60.00 | 66.65 | 60.00 | 66.65 | 60.00 | 66.65 | 60.00 | 66.65 | | |
| Bobbo Sato | JPN | 61.69 | 64.98 | 1 | 59.75 | 20.00 | 62.03 | 60.50 | 62.03 | 60.50 | 62.03 | 60.50 | 62.03 | 60.50 | 62.03 | 60.50 | 62.03 | | |
| Matthew Dubied | AUS | 58.47 | 61.08 | 63.96 | 200.00 | 64.50 | 200.00 | 64.50 | 200.00 | 64.50 | 200.00 | 64.50 | 200.00 | 64.50 | 200.00 | 64.50 | 200.00 | | |
| Matthew Wood | AUS | 58.47 | 61.08 | 63.96 | 200.00 | 64.50 | 200.00 | 64.50 | 200.00 | 64.50 | 200.00 | 64.50 | 200.00 | 64.50 | 200.00 | 64.50 | 200.00 | | |
| Chris Craighead | NZL | 66.57 | 64.03 | 71.73 | 1 | 61.73 | 61.73 | 61.73 | 61.73 | 61.73 | 61.73 | 61.73 | 61.73 | 61.73 | 61.73 | 61.73 | 61.73 | | |
| Hirzumi Matsui | JPN | 73.78 | 1 | 68.00 | 68.00 | 68.00 | 68.00 | 68.00 | 68.00 | 68.00 | 68.00 | 68.00 | 68.00 | 68.00 | 68.00 | 68.00 | 68.00 | | |
| David Banks | NZL | 200.00 | 69.35 | 62.43 | 69.35 | 62.43 | 69.35 | 62.43 | 69.35 | 62.43 | 69.35 | 62.43 | 69.35 | 62.43 | 69.35 | 62.43 | 69.35 | | |
| A.J. Herken | USA | 200.00 | 69.35 | 62.43 | 69.35 | 62.43 | 69.35 | 62.43 | 69.35 | 62.43 | 69.35 | 62.43 | 69.35 | 62.43 | 69.35 | 62.43 | 69.35 | | |
| Thomas Arndt | CZE | 69.54 | 68.89 | 1 | 61.30 | 1 | 70.02 | 70.02 | 70.02 | 70.02 | 70.02 | 70.02 | 70.02 | 70.02 | 70.02 | 70.02 | 70.02 | | |
| Antonio Tosi | ITA | 200.00 | 69.35 | 62.43 | 69.35 | 62.43 | 69.35 | 62.43 | 69.35 | 62.43 | 69.35 | 62.43 | 69.35 | 62.43 | 69.35 | 62.43 | 69.35 | | |
| Simon Nyman | SVK | 52.08 | 50.91 | 52.08 | 200.00 | 52.08 | 200.00 | 52.08 | 200.00 | 52.08 | 200.00 | 52.08 | 200.00 | 52.08 | 200.00 | 52.08 | 200.00 | | |

| | | Results for F5D | | | | | | | | | | WIC Maryborough 2019 | | | | | | | | | | | | Total | | | | | | | | | | |
|----------------------|-----|-----------------|---|---------------|-----|---------------|-----|---------------|-----|---------------|-----|----------------------|-----|---------------|-----|---------------|-----|---------------|-----|---------------|-----|---------------|-----|---------------|-----|---------------|-----|---------------|-----|---------------|-----|---------------|-----|------------|
| | | Round 1 | | Round 2 | | Round 3 | | Round 4 | | Round 5 | | Round 6 | | Round 7 | | Round 8 | | Round 9 | | Round 10 | | Round 11 | | Round 12 | | Round 13 | | Round 14 | | Round 15 | | | | |
| | | Score | C | Score | C | Score | C | Score | C | Score | C | Score | C | Score | C | Score | C | Score | C | Score | C | Score | C | Score | C | Score | C | Score | C | Score | C | | | |
| Jan Sedlacek | CZE | 57.28 | | 65.02 | 1 | 58.70 | | 60.47 | | 60.08 | | 56.34 | | 65.32 | 1 | 58.31 | | 59.44 | | 60.42 | | 60.83 | | 56.25 | | 58.42 | | 59.47 | | 64.44 | 1 | 711.01 | | |
| Tomas Ciniburk | CZE | 65.51 | 1 | 59.30 | | 60.55 | | 61.27 | | 65.72 | 1 | 56.06 | | 58.88 | | 64.32 | 1 | 59.45 | | 59.33 | | 58.63 | | 60.27 | | 61.27 | | 59.36 | | 61.73 | | 719.12 | | |
| Tyler Mees | AUS | 66.72 | | 61.02 | | 61.64 | | 59.19 | | 58.52 | | 63.61 | | 60.33 | | 58.97 | | 62.27 | | 59.22 | | 61.80 | | 60.23 | | 60.44 | | 58.83 | | 65.11 | 1 | 722.46 | | |
| Jiri Klein | CZE | 65.69 | | 200.00 | 2 | 63.56 | | 62.97 | | 60.39 | | 56.27 | | 59.72 | | 59.58 | | 59.92 | | 200.00 | 2 | 63.42 | | 61.39 | | 61.30 | | 58.91 | | 60.44 | | 730.67 | | |
| Lucas Cantoni | SUI | 200.00 | 4 | 61.02 | | 60.51 | | 68.45 | 1 | 59.30 | | 62.55 | | 59.36 | | 58.94 | | 67.71 | 1 | 61.48 | | 65.88 | | 65.45 | | 59.16 | | 60.98 | | 62.33 | | 736.96 | | |
| Frederic Gregoire | FRA | 60.09 | | 66.70 | 1 | 62.55 | | 61.35 | | 60.17 | | 65.67 | 1 | 68.44 | 1 | 72.77 | | 59.70 | | 66.50 | 1 | 65.08 | 1 | 63.94 | | 63.27 | | 61.45 | | 59.69 | | 749.67 | | |
| Peet Doddema | NED | 64.14 | | 62.99 | 1 | 72.47 | | 60.42 | | 61.09 | | 59.44 | | 68.63 | 1 | 59.00 | | 65.52 | 1 | 67.60 | 1 | 62.52 | | 63.30 | | 65.98 | 1 | 68.50 | 1 | 63.08 | | 756.08 | | |
| Bruce deChastel | AUS | 200.00 | 2 | 200.00 | 2 | 62.11 | | 68.70 | 1 | 69.60 | 1 | 60.27 | | 62.67 | | 60.08 | | 200.00 | 2 | 61.84 | | 60.66 | | 70.15 | 1 | 60.13 | | 64.83 | | 63.41 | | 764.45 | | |
| Christophe Castagnet | FRA | 63.63 | | 60.17 | | 65.55 | 1 | 65.14 | | 64.98 | | 63.48 | | 70.73 | 1 | 62.08 | | 62.16 | | 69.12 | 1 | 63.22 | | 70.94 | | 66.17 | | 65.36 | | 65.41 | | 767.55 | | |
| Daniel Rota | SUI | 67.96 | 1 | 66.92 | 1 | 75.72 | | 70.77 | | 62.89 | | 61.50 | | 60.61 | | 62.08 | | 73.21 | 1 | 64.98 | | 66.42 | | 62.70 | | 60.97 | | 200.00 | 2 | 200.00 | DNF | 789.71 | | |
| Tony Singleton | AUS | 75.14 | 1 | 64.76 | | 70.88 | 1 | 63.75 | | 61.31 | | 61.42 | | 200.00 | DNF | 68.34 | 1 | 200.00 | 2 | 68.58 | | 70.40 | 1 | 71.71 | 1 | 71.16 | 1 | 200.00 | DNF | 71.71 | 1 | 802.28 | | |
| Marco Cantoni | SUI | 76.14 | 1 | 62.24 | | 67.00 | | 69.16 | | 66.20 | | 73.12 | 1 | 63.64 | | 69.37 | 1 | 69.16 | | 74.10 | 1 | 65.85 | | 76.35 | 1 | 67.71 | 1 | 60.59 | | 200.00 | DNF | 810.89 | | |
| Christophe Marie | FRA | 69.20 | | 66.53 | | 71.70 | | 67.81 | | 66.53 | | 68.95 | | 66.48 | | 200.00 | 2 | 67.17 | | 75.69 | 1 | 66.84 | | 67.50 | | 71.74 | | 67.19 | | 67.22 | | 812.92 | | |
| Trey Witte | USA | 67.61 | 1 | 70.96 | 1 | 200.00 | 2 | 74.53 | 1 | 73.37 | 1 | 70.30 | 1 | 200.00 | DNF | 76.09 | 1 | 200.00 | 2 | 65.80 | | 71.94 | | 71.34 | | 80.21 | 1 | 67.36 | | 73.24 | 1 | 863.07 | | |
| Les King | NZL | 82.78 | 1 | DNF | | 200.00 | 2 | 93.16 | | 200.00 | DNF | 200.00 | DNF | 200.00 | 2 | 78.73 | | 85.16 | 1 | 79.19 | | 89.16 | | 79.41 | | 87.55 | | 80.72 | | 83.73 | | 200.00 | 2 | DNF |
| Fumio Matsuura | JPN | 77.14 | | 66.16 | | 200.00 | DNF | 200.00 | DNF | 200.00 | DNF | 200.00 | 3 | 200.00 | 2 | 71.90 | 1 | 67.16 | 1 | 200.00 | DNF | 72.45 | | 76.52 | | 76.88 | | 66.50 | | 69.64 | | DNF | | |
| Kenji Nakamura | JPN | 200.00 | 2 | 200.00 | DNF | 91.67 | | 66.92 | | 76.28 | 1 | 74.06 | 1 | 200.00 | DNF | 200.00 | DNF | 200.00 | 2 | 92.54 | 1 | 200.00 | DNF | 97.71 | 1 | 200.00 | DNF | 102.48 | 1 | 80.37 | 1 | DNF | | |
| Atsushi Otsuki | JPN | 67.75 | 1 | 200.00 | 6 | 200.00 | 2 | 62.66 | | 62.39 | | 61.17 | | 67.71 | 1 | 64.26 | 1 | 200.00 | DNF | 200.00 | DNF | 200.00 | DNF | 200.00 | DNF | 200.00 | DNF | 200.00 | DNF | 200.00 | DNF | 200.00 | DNF | |

But wait there was still more racing to be done on the Monday with two Shootouts to be conducted and a drag race.

Monday Race program was a Shootout with the top six fastest times in each class (1,3 & 5 and 2,4 & 6 race order and fastest in lane three), a two-round Shootout for the fastest three, then fastest three qualify for the chance to be the Shootout Winner (Fastest had choice of lane in the finals).

| F3D Shootout | | Round | Name | Lap 1 | Lap 2 | Lap 3 | Lap 4 | Lap 5 | Lap 6 | Lap 7 | Lap 8 | Lap 9 | Lap 10 | Time | Cuts1 | Cuts 2 | Cuts 3 | Score |
|--------------|-----------------------|-------|------|-------|-------|-------|-------|-------|-------|-------|-------|-------|--------|-------|-------|--------|--------|-------|
| 14 | Randy Bridge | | | 8.72 | 5.33 | 5.05 | 4.89 | 5.28 | 5.05 | 5.17 | 5.09 | 5.33 | 5.36 | 55.27 | | | | 55.27 |
| 12 | Christopher Callow | | | 9.17 | 5.47 | 5.14 | 5.05 | 4.92 | 5.13 | 5.34 | 5.02 | 5.03 | 5.08 | 55.35 | | | | 55.35 |
| 14 | Robbert van den Bosch | | | 8.82 | 5.39 | 5.27 | 4.94 | 5.19 | 5.81 | 5.13 | 5.14 | 5.03 | 5.11 | 55.82 | | | | 55.82 |
| 14 | Carlo Perella | | | 9.03 | 5.56 | 5.44 | 4.91 | 5.28 | 5.11 | 5.38 | 5.28 | 5.05 | 5.00 | 56.02 | | | | 56.02 |
| 2 | Thomas Eriksson | | | 9.07 | 5.44 | 5.41 | 5.02 | 5.22 | 5.03 | 5.01 | 5.06 | 5.42 | 5.36 | 56.03 | | | | 56.03 |
| 10 | Gino Del Ponte | | | 8.57 | 5.59 | 5.31 | 5.22 | 5.22 | 5.09 | 5.34 | 5.25 | 5.14 | 5.56 | 56.30 | | | | 56.30 |
| F5D Shootout | | | | | | | | | | | | | | | | | | |
| 1 | Jan Sedlacek | | | 7.45 | 5.56 | 5.06 | 5.72 | 5.38 | 5.50 | 5.66 | 5.83 | 5.38 | 5.75 | 57.28 | | | | 57.28 |
| 5 | Tyler Mees | | | 7.39 | 5.80 | 5.91 | 5.50 | 5.61 | 5.69 | 5.50 | 5.53 | 5.78 | 5.81 | 58.52 | | | | 58.52 |
| 11 | Tomas Ciniburk | | | 7.48 | 5.78 | 5.19 | 5.59 | 5.69 | 5.63 | 5.78 | 5.88 | 5.67 | 5.94 | 58.63 | | | | 58.63 |
| 14 | Jiri Klein | | | 7.77 | 5.83 | 5.56 | 5.63 | 5.44 | 5.95 | 5.78 | 5.48 | 5.67 | 5.80 | 58.91 | | | | 58.91 |
| 8 | Lucas Cantoni | | | 8.45 | 5.63 | 5.14 | 6.00 | 5.38 | 5.69 | 5.64 | 5.78 | 5.70 | 5.53 | 58.94 | | | | 58.94 |
| 8 | Peet Doddema | | | 7.45 | 6.02 | 5.59 | 6.16 | 5.42 | 5.64 | 5.58 | 5.75 | 5.59 | 5.80 | 59.00 | | | | 59.00 |

F3D first up two rounds with Chris, Robbert, Randy, Carlo, Gino & Thomas all qualifying. Chris, Carlo and Gino qualified for the final with Chris being the overall Shootout winner and a superb race it was.

| | | | | | | | | | | | | | | | | | |
|---|--------------------|------|------|------|------|------|------|------|------|------|------|-------|-----|--|--|--|--------|
| 3 | Christopher Callow | 9.69 | 5.55 | 5.27 | 5.36 | 5.17 | 5.23 | 5.22 | 4.97 | 5.23 | 5.44 | 57.13 | | | | | 57.13 |
| 3 | Carlo Perella | 8.77 | 5.73 | 5.19 | 5.47 | 4.84 | 5.55 | 5.16 | 5.33 | | | 46.03 | DNF | | | | 200.00 |
| 3 | Gino Del Ponte | 8.41 | 5.28 | 5.02 | 5.19 | 5.09 | 4.89 | 5.27 | 5.09 | 6.45 | | 50.69 | DNF | | | | 200.00 |

F5D had Jan, Tomas, Tyler, Jiri, Lucas and Peet all qualify. Top three Jan, Tomas and Tyler with Jan being the eventual winner of the F5D Shootout.

| | | | | | | | | | | | | | | | | | |
|---|----------------|------|------|------|------|------|------|------|------|------|------|-------|-----|--|--|--|--------|
| 3 | Jan Sedlacek | 6.98 | 5.41 | 5.28 | 5.41 | 5.38 | 5.33 | 5.28 | 5.13 | 5.52 | 6.00 | 55.70 | | | | | 55.70 |
| 3 | Tyler Mees | 7.45 | 5.98 | 5.50 | 5.92 | 5.44 | 5.67 | 5.83 | 5.72 | 5.69 | 5.89 | 59.09 | | | | | 59.09 |
| 3 | Tomas Ciniburk | 7.56 | 5.53 | | | | | | | | | 13.09 | DNF | | | | 200.00 |

It was then put to the F3D/F5D Shootout winners to be involved in a drag race with each other. Jan accepted the challenge along with Gino.

Sixty seconds on the clock with both launching at same time. It took until the ninth lap for Gino to catch and pass Jan. Gino recorded a 54.96 (no claim on World Record as not an official event) to Jan's 61.14 (1 cut at pylon two). It was a sight to see and most enjoyable.

| Round | Name | Lap 1 | Lap 2 | Lap 3 | Lap 4 | Lap 5 | Lap 6 | Lap 7 | Lap 8 | Lap 9 | Lap 10 | Time | Cuts1 | Cuts 2 | Cuts 3 | Score |
|-------|----------------|-------|-------|-------|-------|-------|-------|-------|-------|-------|--------|-------|-------|--------|--------|-------|
| 1 | Jan Sedlacek | 8.97 | 5.42 | 5.30 | 5.06 | 4.89 | 5.03 | 5.17 | 5.38 | 5.22 | 5.14 | 55.58 | 1 | | | 61.14 |
| 1 | Gino Del Ponte | 8.35 | 5.38 | 5.30 | 5.17 | 5.05 | 5.06 | 4.73 | 5.25 | 5.17 | 5.08 | 54.53 | | | | 54.53 |

Some Trivia for those out there who like numbers and statistics.

33 x F5D pilots and 18 x F3D pilots.

F5D – 270 recorded times (re-runs not included)

F3D – 495 recorded times (re-runs not included)

Shootout races and reruns gave us a total of over 800 individual timed races.

Top Five Race Times for F5D

| | | | | | | | | | | | | | |
|----|--------------|------|------|------|------|------|------|------|------|------|------|-------|-------|
| 1 | Jan Sedlacek | 7.45 | 5.56 | 5.06 | 5.72 | 5.38 | 5.50 | 5.66 | 5.83 | 5.38 | 5.75 | 57.28 | 57.28 |
| 8 | Jan Sedlacek | 7.22 | 5.56 | 5.52 | 5.44 | 5.78 | 5.67 | 5.58 | 5.88 | 6.03 | 5.64 | 58.31 | 58.31 |
| 6 | Jan Sedlacek | 7.33 | 5.41 | 5.44 | 5.88 | 5.51 | 5.66 | 5.91 | 5.52 | 5.67 | 6.03 | 58.34 | 58.34 |
| 13 | Jan Sedlacek | 7.13 | 5.66 | 5.61 | 5.64 | 5.64 | 5.77 | 5.66 | 5.70 | 5.86 | 5.77 | 58.42 | 58.42 |
| 5 | Tyler Mees | 7.39 | 5.80 | 5.91 | 5.50 | 5.61 | 5.69 | 5.50 | 5.53 | 5.78 | 5.81 | 58.52 | 58.52 |

Top Five Race Times for F3D

| | | | | | | | | | | | | | |
|----|-----------------------|------|------|------|------|------|------|------|------|------|------|-------|-------|
| 14 | Randy Bridge | 8.72 | 5.33 | 5.05 | 4.89 | 5.28 | 5.05 | 5.17 | 5.09 | 5.33 | 5.36 | 55.27 | 55.27 |
| 12 | Christopher Callow | 9.17 | 5.47 | 5.14 | 5.05 | 4.92 | 5.13 | 5.34 | 5.02 | 5.03 | 5.08 | 55.35 | 55.35 |
| 13 | Christopher Callow | 9.11 | 5.47 | 5.00 | 5.02 | 5.33 | 4.95 | 5.03 | 5.39 | 5.13 | 5.17 | 55.60 | 55.60 |
| 13 | Randy Bridge | 9.33 | 5.41 | 5.08 | 5.03 | 5.30 | 5.19 | 5.06 | 5.36 | 4.88 | 5.19 | 55.82 | 55.82 |
| 14 | Robbert van den Bosch | 8.82 | 5.39 | 5.27 | 4.94 | 5.19 | 5.81 | 5.13 | 5.14 | 5.03 | 5.11 | 55.82 | 55.82 |

Teams came from Switzerland, Guatemala, USA, France, Italy, Sweden, Czech Republic, Japan, Netherlands, Australia, New Zealand, Belgium and Canada.

Live Streaming and the QMARA Wireless access point were a hit with the public with 1,972 distinct views across the event week and on the Sunday a total of 372 simultaneous viewers at one point. The wireless access point overloaded, and we lost a full day on Friday until another modem was purchased to satisfy the needy with all things related to the 2019 FAI F3D/F5D World Championships for Pylon Racing Model Aircraft.

Some minor awards were handed out which topped off the event at the Official Banquet on Monday night after ALL the racing had been completed at the 2019 FAI F3D/F5D World Championships for Pylon Racing Model Aircraft.

Most 200's

F3D Simon Nyholm

F5D Atsushi Otsuki F5D

Most Cuts

F3D Bobo Sato

Trey Witte

No Cuts

Robbert van den Bosch

Best Crash Award

Gino Del Ponte

Lawn Dart Award

Jiri Novotony (Shovel required to extract engine from

Terra Firma)

Most Viewed Uploaded Video

Simone Tosi calling for his brother Antonio. Over 3.2k views. Well done guys.

All the videos, pictures and comments can be found with many wrap-up photos etc. on our Facebook page for the 2019 FAI F3D/F5D World Championships for Pylon Racing Model Aircraft. Thanks to all those who contributed, shared their memories of the 2019 FAI F3D/F5D World Championships for Pylon Racing Model Aircraft at the Maryborough Model Aero Club.

https://www.facebook.com/Pylon-Racing-Revolution-World-Championships-2019-F3D-F5D-Together-at-LAST-241787179869242/?modal=admin_todo_tour

Thank you to EVERYONE who was involved, competed or attended our event, state and country. We hope you enjoyed your time with us the Australian RC Pylon community.

SPECIAL MENTION must be made to the host club for the 2019 FAI F3D/F5D World Championships for Pylon Racing Model Aircraft, the Maryborough Model Aero Club and their President Neil Brockley and the team he has behind him.



EF1 Myths – Jim Nikodem

There is a perception that there are secrets to being “competitive” in EF1. This usually translates into expensive and time-consuming testing new setups. This is totally the opposite of what was intended when the event was set up and the opposite of reality as I see it. As most of you know, I have been pretty successful in EF1. To me it is a very simple inexpensive event. There are NO secrets. If there is a secret, it is that more practice is required than in other events. These are not hard-to-fly airplanes, but they do NOT fly as if they are on rails as 1/4 40's do. The most important part of an EF1 race is accelerating as you take off toward pylon one. You need some right rudder. I ease out that rudder as I approach pylon one the first time. The airplane behaves normally after that. Let's look at some specific issues. Before I start, this is my totally honest opinion. I want this event to prosper. It was designed as a plug-and-play event where everyone is equal, and it comes down to flying ability.

First, there is a perception that these are hard to fly airplanes. They do need some right rudder on takeoff, but the bigger issue is landing (or the inevitable go around). If you have not flown EF1, these are slippery airplanes that do not want to slow down. When you go around, ease the throttle in to half as you add right rudder. This is unlike other models you have flown. Power is instant, and, since the whole motor spins, there is a lot of torque. I have seen too many snap rolls on EF1 go arounds. These are also fun airplanes to sport fly. They are fairly quiet and can easily be flown at a park or parking lot.

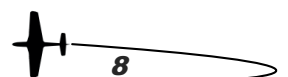
Next is the battery myth. Here is a comment from an experienced racer:

“perhaps part of the problem with low interest in E-F1 is evident in the statement I made. Here I am, certainly not a rookie, and I have a “perception” that I need to chase around battery technology (translation: spend a bunch of money experimenting to find the best battery). We all know in Pylon that perception can often lead to reality in one's own mind. I know others in my district feel that they have to spend \$\$\$\$ to find a competitive battery. We watch our local expert flier constantly spend a bunch of \$\$\$\$ on batteries so he can try to beat the top dogs.”

I have used the dinogy Nano-tech 2.7 65-130c from the start of the event. I have tried a few others, but always come back to this battery. I get it from Hobby King. It's roughly \$40. If you are nice to it, it will last a long time. I fly 11-12 laps and land. Do not use more than that in a flight or you will be damaging the battery. Store them on a storage charge (3.8 volts per cell) in a cool dry place. Do this and your batteries will last a long time.

Another issue is charging. A normal charger will bring your battery up to 4.2 volts per cell, so a total of 16.8 volts. The intention of the event is low cost, so when the capability to overcharge batteries to go faster came up, a limit was set. In my opinion this is playing with fire. Every now and then you will get burned. Is it really worth a zero? The key is the voltage slightly changes with temperature, so you can be fine off the charger and over voltage at the battery check. Don't push the limit or you may get a zero. Another issue is charging rate. Some people think you hit it hard (lots of amps) to heat up the battery. This is because heating the battery any other way is against the rules. Why is it against the rules? If it were allowed, it would require everyone to get a battery heater (more \$), but the big reason is that it decreases battery life (more \$). I charge at 4 amps. Takes about 20 minutes.

Next is motors. From Dan Kane - “those that weren't aware, the E-Flite motor is just as good as the Rimfire. It was re-done 4 years ago to be the same KV as the



Rimfire. So instead of being brand loyal, how about being sport loyal. Be loyal to EF-1. The Rimfire was approved yet the production motor was better than what we had approved. This little bit of extra sauce caused a huge problem for us. Yet none of you have any clue that this was going on. Because of this, E-Flite changed their motor; due to inventory levels at the time it took almost 2 years to filter out to the public. By this time everyone was saying the E-Flite motor was junk. Tom Scott flew the E-Flight motor last year in a Polecat which is an Outrageous to a 1:07 against a proud bird with a rimfire motor (Joe Tropea); both turned 1:07 and change. Joe won the heat but had a slower time so Tom had his time scratched."

Next is ESC's. I use cheap hobby king ESC's. I do not want to program it. Plug-and-play has worked for me. You can spend more and mess with - whatever - I am here to tell you, it's not required. I know of an experienced racer who tried the event and ended up getting discouraged (and ended up bad mouthing the event) because his fancy ESC was programmed poorly. He was not getting 100% power and ended up slowing down after 8 laps. It was not the battery; it was the fancy, more expensive ESC.

Finally airframe. I fly the Estrallita currently available from a couple of sources. This is a relatively low aspect ratio wing with rounded tips. Don't think any of this matters. I fly the Estrallita because it is currently available. I have a Wagner Solution that I really like, but don't want to race it, because I want to win with a model guys can get themselves. Last winter I built two Little Toni's. I plan to race them, but didn't quite get them done. I have enough EF1's anyway. The Little Toni is currently available also. I just want to race something anyone can get. The scarlet screamer is a fine ARF. I would race that, but still like to build. In other words, the airframe makes little difference in my opinion.

In conclusion, I believe EF1 is a very simple low cost event. That is how it was conceived and how it still is. It can be made complicated and expensive, but I am proof this is not required. It all comes down to practice and experience; everything else is cheap and easy by the design of the event.

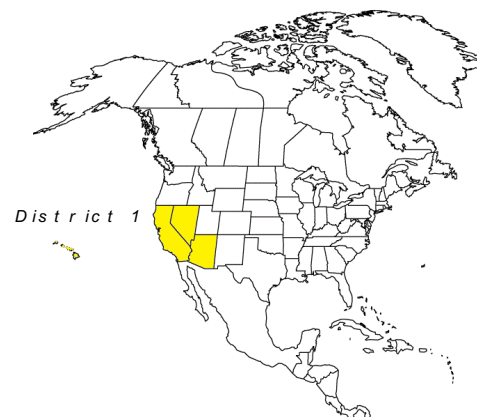




DISTRICT NEWS

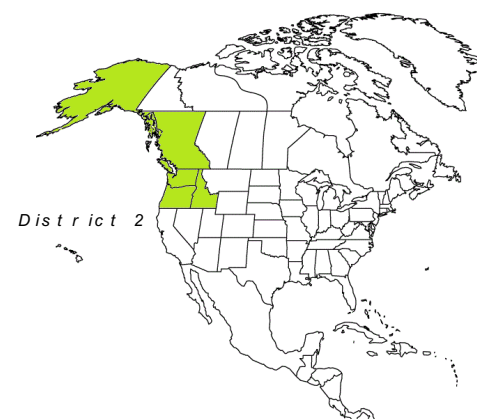
District 1: Tom Hegland

No article submitted for publication.



District 2: Matt Russell

No article submitted for publication.



High Performance Information

Information Submittal

High Performance is published 6 times per year. Information for publication can be forwarded to:

Newsletter Editor
Linda Brogdon
5251 Hermitage Drive
Powder Springs, GA 30127
770-421-8838
brogdonlh@comcast.net

If possible, please submit information in Microsoft Word format

Race Announcement Policy

High Performance will publish announcements of upcoming races free of charge, on first come, and space available basis. Also, camera ready copy no larger than 7.5" wide by 2.5" high (border dimension). Copy must be received by the Editor no later than the 25th of the month preceding newsletter publication.

Advertising Rates

Rates are for camera ready artwork. Artwork, composition and typesetting will be charged at cost. Printable are 7.5"x10", lpi=133, halftone permitted. Ads for upcoming issues must be received by no later than the 25th of the month preceding newsletter publication.

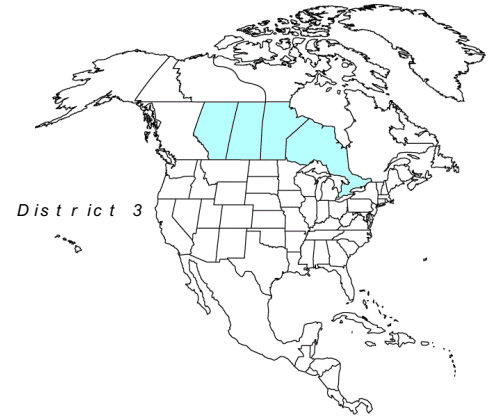
| Description | Size | Single | Annual |
|---------------|----------------|--------|--------|
| Full Page | 7.5" x 10" | \$50 | \$275 |
| 1/2 Page | 7.5" x 5" | \$35 | \$180 |
| 1/4 Page | 7.5" x 2.5" | \$20 | \$95 |
| Business Card | 3.625"x 2.375" | \$10 | \$45 |



DISTRICT NEWS

District 3: Randy Smith

We began late and ended early. That's how our racing season went in District 3. We mustered only three race contests this summer. Calgary, Saskatoon and Medicine Hat hosted races. Our usual race in Edmonton was rained out, and the flying field was nearly under water. I suspect we will have to do more travelling now to get enough racing to satisfy our need for speed.



The races in Calgary and Saskatoon went well with 426 on Saturday and 422 on Sunday. We are only managing to attract about 10 – 12 pilots at our contests so the matrix looks very familiar at each race. There are still lots of exciting heats as we all try to beat each other when we can. The competitive spirit is not dampened any by the small pilot numbers.

Roy Andrassy did a great job of organizing the Calgary race. Roy once again called on the local chapter of Air Cadets to man pylon #1 and the lap counters. This takes a large load off a small club in Calgary to staff the helper positions. The club made a nice financial donation to the Air Cadets for their weekend contribution to pylon. The young kids had lots of fun and fresh air to boot.

Jeff Martin organized the Saskatoon race all by himself. Local enthusiast Rick Reid was a big help to Jeff, and all the pylon guys who attended for the race helped to set up the course each day. Jeff survived the weekend as a huge thunderstorm ended the last round of racing early and caught some of us on the course as the wind and lightning consumed the pylon course. On Saturday evening, the district celebrated the brief but fun racing season by hosting a steak BBQ with all the fixin's. There was even PIE for dessert. We decided to spend district money on the BBQ for all pilots and callers rather than award a few trophies to the same old guys again this year. This format seemed to be popular and appreciated by all.

At the last race of the season in Medicine Hat, we scheduled a two-day 426 event. Day 1 concluded with Roy capturing first place. Relatively new rookie was Dave Eaton taking second place and Alan Umbach coming in third. Day 2 saw Roy in first place after a fly off against Jeff Martin. Ted Ellefson and daughter-caller Jillian took third place. The Medicine Hat club does not have any member who races pylon, but they really want to hold a race for us and raise money at the same time for the club. Many thanks to Jim Saucier of the club for spear-heading all the local organization of helpers and lunch. The overall season District 3 winners fell out as follows:

426

- | | |
|-----------------|----------------|
| 1. Roy Andrassy | Calgary |
| 2. Alan Umbach | St. Albert, AB |
| 3. Jeff Martin | Saskatoon |

422

- | | |
|-----------------|---------|
| 1. Roy Andrassy | Calgary |
| 2. Ted Ellefson | Calgary |
| 3. Jeff Martin | Calgary |

The grand champion for combined best performance in both 426 and 422 was Roy Andrassy. Doug Houston and I are planning to attend the Champ race at Old Julian in October. So we'll see you there!!!

Randy Smith

pylon.guy@shaw.ca



Jeff Martin, Roy Andrassy and Ted Ellefson with daughter-caller, Jillian take home hardware in Medicine Hat, Alberta.



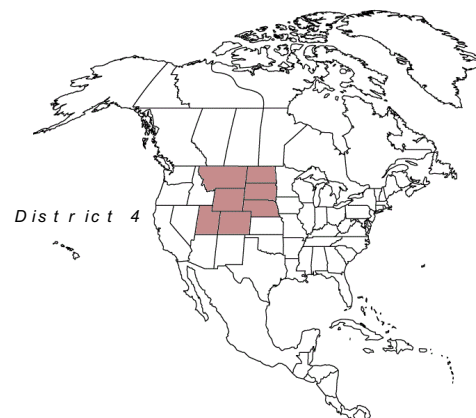
Roy Andrassy is District 3 overall season champion for 2019.



DISTRICT NEWS

District 4: Travis Elbert

No article submitted for publication.

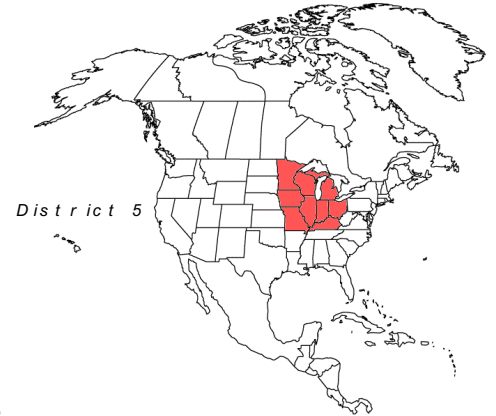




DISTRICT NEWS

District 5: Jim Nikodem

District five has been busy with some more great racing, assisted by some really good weather, and a lot of effort from our CDs and people willing to help make these quality events happen. Thanks to all who help make these events a success. We are just about done for the year with our last race in Muncie being a huge success. One of the biggest turnouts we have had. There were 82 total entries. That includes all five events over two days. A huge help in Muncie is a Boy Scout troop we have been working with for many years. They provide the workers and the food. Even though the troop changes, the leaders stay the same, which is a huge help. They even supply an outstanding starter.



Prior to that was a great NATS warmup race in June in Baldwin Michigan. This has been their third race at this very un-busy full scale airport. Lots of wide open space similar to Muncie. The club does a great job with workers, equipment, and food. Camping on the field or some local hotels very close by. A great location for a race! Plan on this one again next year. Nothing beats actual competition to get ready for the NATS.

One more race in Minnesota at the end of September, and it's building season for us in District 5.

Thanks again for everyone who made this season such a great success!

Jim Nikodem

22v



DISTRICT NEWS

District 6: Peter Tani

Hello all:

As I write, it is 81.5 degrees out, slight overcast and no wind. Thankfully, there are still a few more days of good flying weather here and there.

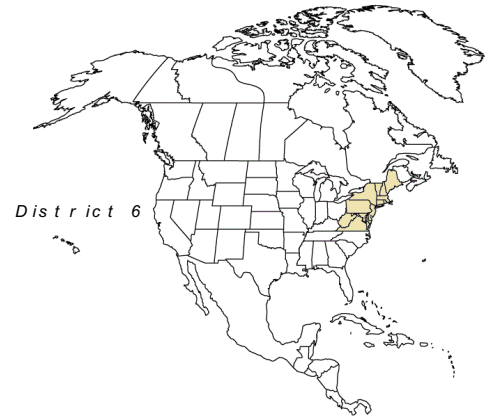
Our 2019 district 6 race season has come to a close. Thank you Joel Lang for your contest directorship for our May 19, 2019 race. Thank you Irv Thurrott for being contest director for our traditional August two-day race, namely "The Pete Reed Q-500 Classic." Thank you Bob Triggs III for being our equipment manager for more years than I can remember. Thank you Craig Korsen and Lloyd Burnham for more things than I can even think of in support of District 6 racing and racing in general. Thank you John Yassemedis for your enthusiasm, leadership and great support of our New Hampshire group. Thanks for bringing them to our August race. Thank you too to anyone that I may have forgotten to mention. Many hands make light work.

2019 has been a difficult year. Early on we lost two race venues, one in Salem, CT and one in Bloomfield, CT. This has left us with only one race venue in Ellington, CT. In addition, we lost our traditional equipment manager, and while we were able to stitch things together come race day, it is not entirely clear how we as a group will manage this shortcoming in 2020.

We had good weather both days of our two-day race, and our traditional cookout went fine with a good number of hosting club members and wives attending. Of course, there was a lot of fresh corn, good eats and after-race fun and hijinks. We had 2 separate one-day races in AMA 424 and AMA 426. However, attendance was poor with only 11 in 424 and 7 in 426.

While I personally enjoy the simple activity of racing alone; with 7 folks and three lanes, our AMA 426 race was a bit of a fire-drill and for both days. For example: you race; then you call; then you fuel and then you repeat. With 7 competitors there are only 3 heats to a round. We typically alternate two rounds of each class, so once we switched to our AMA 426 class, it was fast furious even though our starters and contest directors used excellent judgment in setting the pace as best as could be done. This occurrence reminded me some of the very earliest days of AMA 426 when we ran the event here in District 6 as a "demonstration" event with the hope in drumming up interest for this new class at the time. I recall recently hearing some of the very same concerns as I did during the demonstration races so long ago that also initially suffered from poor attendance. Seems 20 or more entries would be more livable to the very same folks who instrumentally do so much to make these races successful, and I might argue even possible.

Many including myself do double duty within our hosting group. I believe this is a key to our continued success. That is to say, many in officer-ship are racers, former racers or great supporters of racers. This includes our contest directors. I may speak out of turn here, but I believe we still have the support of both the leadership and rank and file membership at our lone hosting club. However, when the



number of volunteers required to hold a race is greater than the number of those participating in it, it gives pause for thought.

There are those I believe who see a brighter future in District 6 by limiting our season to a single "big" national-type race. There are also those who would still enjoy several smaller "local" races. In 2019, the latter prevailed. In fact, after much debate we even decided to hold a local two-day race in August given the history of decreased numbers come Sunday for both volunteers and participants. In the end action will speak the loudest. Both 2019 race contest directors here in District 6 have children my age. Either option will take effort and planning. Our hobby in general is greying, and I understand that we are not alone in experiencing frustration. I also believe that the great majority of folks who are actively involved in promoting our hobby across the nation are only too aware of some of the hurdles that need to be overcome.

On a less somber note I have been having some fun working with Lloyd Burnham in reverse engineering a competitive electric-powered but standard AMA 424 airframe. The thought is to figure out in particular what might be required to achieve this goal using equipment that is common to racers and our hobby in general.

As before Lloyd ran an EF1 motor, a 5-cell Lipo battery, an 80-amp speed controller with a variety of QM40 props in a AMA 424 quickie on Saturday of our 2019 two-day August race as a "demonstration" only. His best time was a 1:21, and he beat everyone with it. However, on Sunday he ran a TT40 and turned a 1:17 so he has not quite found the magic combination yet, but is getting closer.



While at our local Ellington field I assisted Lloyd with some more testing and tuning. We even melted the shrink tubing clean off an electronic speed controller (with no other damage) and completely toasted a well-used EF-1 motor with too much prop and quite impressive speed I must add.



In the end, we came up with a combination that was capable of 119.4 MPH, thinking a "bull's-eye" in the immediate. Lloyd's hope is only to show that it is possible to be competitive with an electric power plant in an otherwise competitive AMA 424 airframe. Lloyd's very strong hope is to get more folks dedicated to racing and being competitive, especially those who might be more comfortable with electrics.

Peter Tani 23J



DISTRICT NEWS

District 7: Scotty Smithwick

The GREAT news is - we are getting into our racing season and excitement is growing!!! Further good news - we managed to dodge Hurricane Dorian and the summer heat has finally given way to breezy cooler temperatures and fewer afternoon rains. Gotta love Florida!

The Julian Champ race is only a week away, and everyone's practicing and preparing for this very exciting competition!!! I am looking at the pilot sign-up sheet and out of 40 pilots the only slow one is Scotty - What's Up With That??? Dean Stone will be camping out at the venue to help all the pilots so be sure to give him a BIG HUG!!! NMPRA membership is required so membership numbers will improve and that too is very exciting!!! :-)

In December, 6, 7 & 8, we have the Tangerine. Given this year's new pit location, I want to refresh everyone's memory. The AMA Safety Code states, **I will avoid flying directly over unprotected people, moving vehicles, and occupied structures.** If this

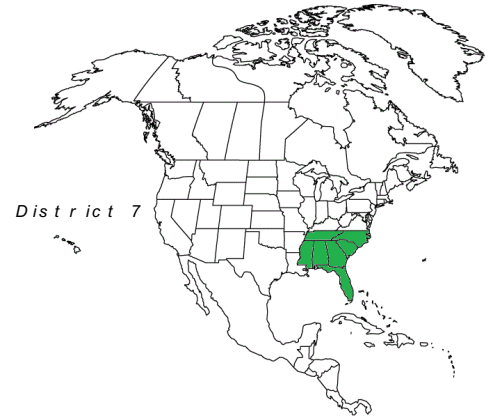
rule is violated and an accident occurs, the offending pilot will have No AMA protection of liability & financial obligations :-)

Tavares is scheduled for March. The new launch pad has tightened up considerably. Scotty & Maureen are "Nuking" the persistent vegetation :-), and we are making pylon visibility improvements so Terry can find #1 Pylon without going to ER!!! :-) Race dates are a function of the yet to be published February Phoenix race dates, so stand by!!

Exciting News!!!!!! We may have another potential Florida venue, but I have been so busy with doctors and hospitals I have yet to meet with them, so another "Stand By" - Apologies...

XXOO

Scotty & "M"





DISTRICT NEWS

District 8: Gordon McWilliams

The Wichita KS fall Mike Tallman Legacy Q40 race is in the books now. Turns out I was able to get away from work to go to this one, as a big program was delayed by our customer and I wasn't out of town. It kinda stinks not knowing very far in advance if I'll be able to race or not, but at least this one worked out.

This race is run by the Heartland Speed Freakz, a Midwest group of guys who like to race. Mostly it's ram-rodged by Lonnie Finch, with minimal financial donations by a handful of racers in this part of the country to help support the costs of owning and maintaining the Judgeman light/timing system that we use at our races.

Lonnie gets quite a bit of help from the local RC group in Wichita, helping to set up the field, reserve the use of the whole thing for next year's contest, etc. This year, Hank Diepenbroek from Colorado made the drive all the way to Wichita just to help setup and run the race! He did go in a lot of circles, probably making nearly as many laps as the racers, but he was driving the truck pulling the trailer to haul racers & callers with their equipment to and from the starting line, to help speed things along. Vernelle Tallman, Mike's wife, was out as usual, supporting the racers and enjoying the fellowship with people she's known from around the country for many years. Vernelle comes out every year, cooks us a wonderful hamburger/brat/chips lunch, and it's greatly appreciated by all who come to race or work. Not only that, but she brings her famous home-made deserts, cookies, brownies, etc. It's worth the trek to the race just for the goodies!



Figure 1 Home made goodies from Vernelle

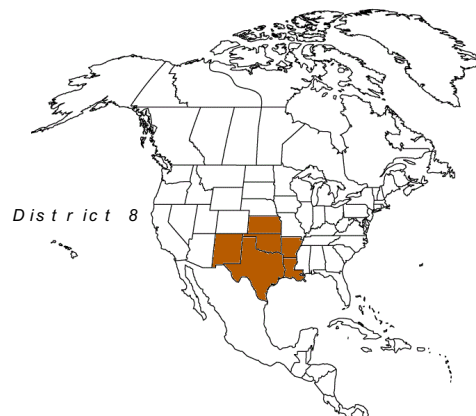
In addition to the wonderful goodies for lunch, she also mows the field not only for our races, but for the local club throughout the year! It's always good to catch up with her at the race.



Figure 3 Vernelle Tallman with Duane Gall, Duane Hulen, and Eddie Jump photobombing the picture in the back row



Figure 2 Hank Diepenbroek, Ashlynn and Jeremy Culver. Hank helped setup/tear down the race equipment, plus drove the racer bus (trailer). Jeremy and Ashlynn were starter and starter's assistant for the whole weekend



Starting duties were performed by Jeremy Culver and his wife Ashlynn for the weekend. He's done this a few years in a row now and even makes the trek from Wichita to Kansas City to do the same at the KCRC race. With experienced workers like this, it sure helps things run more smoothly. Jeremy's voice carries so well, even the folks back in the pits know when "you're on the clock!"

I didn't take a whole lot of note about who raced who when but suffice it to say that this was a really good race to participate in, as well as just watch! Lots of good races, a few unfortunate mishaps, but all in all a great time.

Jim Allen from Arizona and Rich Beers from Oklahoma were in a fly-off for 2/3, and as luck would have it, Jim suffered a flameout, with Rich taking 2nd, Jim 3rd.

Duane Hulen from KC won the race this year – flew an excellent race and didn't waste any time doing it! Jim Allen also had fast time for the contest – and considering the Wichita weather & soup we call air, it was pretty darned fast. We endured rain, wind, and questionable forecasts, but in the end were able to get 8 rounds in. We had hoped for a couple more, but a wind shift right near the end of the 8th round that caused some headaches with downwind takeoffs for a couple of heats hinted that another storm was brewing up, so the race was called good at the end of the 8th round Sunday, in time for lunch, awards, and the raffle prize drawings.

Two planes were donated by generous folks, and names of everyone entered in the race put in a hat (well, a cardboard box). Vernelle drew names, and Doug Scherrer from Olathe KS got to pick first and chose the BC Ashley Q40. Dennis Cranfill from Texas got his name drawn next and took home a nice Chuck Bridge built Vortex Q500. Both had tributes to Mike Tallman on them, so they're pretty special planes. Dennis has offered to provide a kit of the Heartland Speed Freakz choice for next year's raffle, so things are already looking good for next year's race.

I hope to have some info from the Texas racers for the next newsletter article. Gary James is working that angle for me.

I'll finish up with some more pictures from the Tallman race in Wichita:



Figure 5 Doug Scherrer and his wife Amy. Doug is a racer, and his wife runs the microphone all weekend, making sure we all have no excuses for missing heats, etc. She does a great job, and we're grateful for her help.



Figure 4 Left to right - AJ Seaholm, Mark Parker, and Jim Allen - some of the Futaba user crew



Figure 6 CD and motivating force behind the race, Lonnie Finch



Figure 7 Colorado racers Ken VanTuyt and Duane Gall, with Duane's prototype Estrellita Q40. It's getting the bugs worked out and looked pretty good. Nice to see something a little different.



Figure 8 Jim Allen with his 3rd place trophy



Figure 10 Rich Beers with his 2nd place award



Figure 9 Duane Hulen with the first-place trophy



Figure 11 Jim Allen had his hands full with 3rd and the fast time trophy!



Figure 12 Very Happy Guy #1, Doug Scherrer with his new BC Ashley Q40 - has Mike's numbers on the wing



Figure 13 Very Happy Guy #@2, Dennis Cranfill with his new Vortex

2019 TALLMAN LEGACY Q40 RACE

Ordered By Points

| After 8 Rounds | | | |
|----------------|-------------------|------------|--------|
| Q40 | Name | Low Time | Points |
| 1 | Duane Hulen | 1:06.79 | 23 |
| 2 | Rich Beers | 1:05.50 | F2 22 |
| 3 | Jim Allen | ** 1:00.81 | F1 22 |
| 4 | Richard Oliver | 1:02.46 | F0 22 |
| 5 | Tim Lampe | 1:04.48 | 21 |
| 6 | Chuck Andraka | 1:03.14 | 20 |
| 7 | Lonnie Finch | 1:00.83 | 18 |
| 8 | Mark Parker | 1:03.84 | 17 |
| 9 | Dan Coe | 1:07.36 | 17 |
| 10 | Duane Gall | 1:11.57 | 17 |
| 11 | Doug Scherrer | 1:04.40 | 14 |
| 12 | Eddie Jump | 1:04.57 | 14 |
| 13 | Pat Redig | 1:16.52 | 14 |
| 14 | Dub Jett | 1:02.29 | 13 |
| 15 | Matt Fehling | 1:02.65 | 13 |
| 16 | Gary James | 1:07.00 | 13 |
| 17 | Gordon McWilliams | 1:14.25 | 13 |
| 18 | Ken VanTuyt | 1:09.15 | 12 |
| 19 | Brian Osman | 1:08.48 | 11 |
| 20 | Dennis Cranfill | 1:11.88 | 10 |
| 21 | Marty Bonse | 1:11.96 | 9 |
| 22 | Roger Burright | 1:12.07 | 9 |
| 23 | Tony Seymore | 1:10.82 | 8 |
| 24 | Jordan Peace | 1:11.16 | 7 |
| 25 | Scott Hartman | C 1:12.49 | 7 |



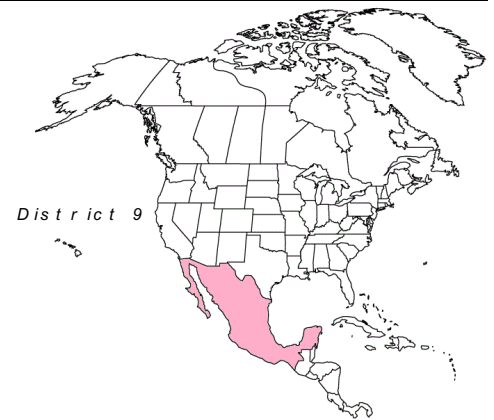
Dinner Saturday night with friends from Texas, California, Colorado and Minnesota, which is really what it's about.
Spending time with friends with a common interest.

Thanks,

Gordon McWilliams

District 9: Alejandro Vazquez

Hello NMPRA Friends,
Last weekend was fantastic!
We held our first international Q40 contest at Guadalajara, Mexico.
Meet 32 Pilots total, most from Mexico and we were honored with the presence of 3 pilots from USA and 5 from Brazil.



Format: 2 days, 2 races 6 rounds ea. AMA 422 rules.

We are very proud and grateful to have made this competition; all the staff and volunteers made a great job; light system from Hank performed with no faults or delays; weather was perfect on a charming field.

We had two practicing days, Thursday and Friday, offering typical Mexican meals (handmade) for lunch and great diner time with tasty meals, "some" spirituous drinks, music, and a lot of friendship. (Sorry if the sauce surprised someone with the hotness).

Saturday we had first race, 6 rounds, a lot of fun and high level of competition; at the end of the day closed with a Mexican Party (Mexico Independence Day) at the field. Cooked in place we offered baked Pork in a peculiar oven we call sarcophagus. Had music, dance, sing, lot of Tequila and even more fun. Sunday we had second race, 6 rounds, with even better weather conditions resulting in superior engines performance, reducing hit times and making the competition tougher, lot of photo finish hits. You will find times are not so low because we are about 5,000 ft. over sea level but it did not affect the level of competition and fun!!!

We as a District 9 want to THANK YOU all guys for joining us; we know we didn't do so good with the event promotion but we hope this is just the beginning. From now and on, this will be the major Q40 race held at District 9 with international character or scope; then you are all invited to come, compete and enjoy.

Me as a District 9 VP will look forward to be officially sanctioned by AMA and make this race part of the NMPRA Q40 Championship.



With no more words, I would like to share with you some quite more descriptive photos.



JIMES LIME 3th Saturday



PEDRO MARIN, 2nd Saturday



MANUEL RICO, 3th Sunday



ALEX VAZQUEZ, 1st and Best Time Saturday



SALVADOR BARRIOS, 2nd and Best Time Sunday



EDUARDO GUZMAN, 1st Sunday

| 15 SEPT 19 | | | | |
|-------------------|--------------------|------------|--------|--|
| Ordered By Points | | | | |
| After 6 Rounds | | | | |
| Q40 | Name | Low Time | Points | |
| 1 | GUZMAN EDUARDO | 1:09.58 | 24 | |
| 2 | SALVADOR BARRIOS | ** 1:06.54 | 22 | |
| 3 | RICO MANUEL | 1:09.50 | 21 | |
| 4 | ALEX VAZQUEZ | 1:06.72 | 20 | |
| 5 | PEDRO MARIN | 1:07.50 | 20 | |
| 6 | MATA JOSE A | 1:12.20 | 19 | |
| 7 | ANGEL GARCIA | 1:08.25 | 18 | |
| 8 | RICH BEERS | 1:08.75 | 18 | |
| 9 | COBIAN ENRIQUE | 1:08.83 | 17 | |
| 10 | MATA CARLOS | 1:15.50 | 17 | |
| 11 | FRANCISCO IVICH | 1:21.50 | 16 | |
| 12 | EFRAIN PASTRANA | 1:13.50 | 15 | |
| 13 | MATA JOSE JR | 1:15.50 | 15 | |
| 14 | PATY ORTIZ | 1:18.50 | 15 | |
| 15 | IZQUIERDO OCTAVIO | 1:23.50 | 14 | |
| 16 | MARIVALDO CAMPOS | 1:15.50 | 13 | |
| 17 | SANDRO DE SANZO | 1:16.50 | 13 | |
| 18 | MARCELO CARVALHO | 1:08.74 | 12 | |
| 19 | ARGUELLO JUAN | 1:08.34 | 11 | |
| 20 | MARIO ABOUMRAD | 1:12.50 | 10 | |
| 21 | CASSIO MIGUEL | 1:13.50 | 10 | |
| 22 | DAN COE | 1:13.65 | 9 | |
| 23 | CRISTIAN REYNOSO | 1:10.50 | 8 | |
| 24 | PILON MANNING | 1:11.50 | 8 | |
| 25 | JIM LIME | 1:12.50 | 8 | |
| 26 | SALAS JUAN M | 1:30.50 | 8 | |
| 28 | PINGARRON RAMON | 1:14.50 | 3 | |
| 29 | JAVIER PELUDO | 0:00.00 | 0 | |
| 30 | LOPEZ JOSELUIS---- | 0:00.00 | 0 | |
| 31 | CASTRO AURELIO | 0:00.00 | 0 | |
| 32 | OSCAR ALBA | 0:00.00 | 0 | |

| 14-sept19 | | | | |
|-------------------|--------------------|------------|--------|--|
| Ordered By Points | | | | |
| After 6 Rounds | | | | |
| Q40 | Name | Low Time | Points | |
| 1 | ALEX VAZQUEZ | ** 1:08.64 | 24 | |
| 2 | PEDRO MARION | 1:09.77 | 23 | |
| 3 | JIM LIME | 1:10.90 | 22 | |
| 4 | ENRIQUE COBIAN | 1:13.14 | 21 | |
| 5 | JUAN ARGUELLO | 1:11.13 | 20 | |
| 6 | EDUARDO GUZMAN | 1:10.18 | 18 | |
| 7 | MANUEL RICO | 1:13.49 | 18 | |
| 8 | RICH BEERS | 1:10.12 | 17 | |
| 9 | CRISTIAN REYNOSO | 1:11.83 | 17 | |
| 10 | CARLOS MATA | 1:14.78 | 17 | |
| 11 | SANDRO DE SANZO | 1:18.10 | 17 | |
| 12 | OSCAR ALBA | 1:22.15 | 16 | |
| 13 | ANGEL GARCIA | 1:08.88 | 15 | |
| 14 | FUZAVO EMANUEL | 1:14.50 | 15 | |
| 15 | FRANCISCO IVICH | 1:19.55 | 15 | |
| 16 | SALVADOR BARRIOS | 1:10.28 | 14 | |
| 17 | MARIO ABOUMRAD | 1:13.50 | 14 | |
| 18 | CASSIO MIGUEL | 1:15.60 | 14 | |
| 19 | EFRAIN PASTRANA | 1:18.50 | 14 | |
| 20 | DAN COE | 1:10.37 | 13 | |
| 21 | MATA JOSE JR | 1:13.20 | 13 | |
| 22 | RAMON PINGARRON | 1:18.50 | 13 | |
| 23 | JUAN SALAS | 1:34.50 | 13 | |
| 24 | PILON MANNING | 1:15.50 | 12 | |
| 25 | MATA JOSE A | 1:18.50 | 12 | |
| 26 | OCTAVIO IZQUIERDO | 1:27.50 | 11 | |
| 27 | PELUDO CASTELLANOS | 1:18.80 | 10 | |
| 28 | AURELIO CASTRO | 1:45.50 | 8 | |
| 29 | MARCELO CARVALHO | 1:09.56 | 6 | |
| 30 | JOSE L LOPEZ | 1:26.50 | 5 | |
| 31 | MARIVALDO CAMPOS | 1:20.29 | 4 | |
| 32 | PATY ORTIZ | 1:22.50 | 3 | |





DISTRICT NEWS

District 10: Joe Luxford

No article submitted for publication.

District 10
INTERNATIONAL





AMA - 422

Points & Standings

422 Points: Gary James

2019 Events

| | Location | Date |
|----|----------------------------|------------|
| 1 | Q-40 Classic | 2/9-10/19 |
| 2 | Dennis Lyon Memorial (SAT) | 3/24/19 |
| 3 | Dennis Lyon Memorial (SUN) | 3/24/19 |
| 4 | OJA Spring | 5/5/19 |
| 5 | CAPS Indy Shootout | 5/19/19 |
| 6 | Moonshot | 6/2/19 |
| 7 | Baldwin MI | 6/23/19 |
| 8 | NATS Prelims | 7/18/19 |
| 9 | NATS Finals | 7/19/19 |
| 10 | Calgary | 7/28/19 |
| 11 | Mile High Challenge (SAT) | 8/17/19 |
| 12 | Mile High Challenge (SUN) | 8/18/19 |
| 13 | Ben Martin CAPS Classic | 8/25/19 |
| 14 | Mike Tallman Legacy (HSF) | 9/21-22/19 |

| | NAME | NMPRA # | Races Flown | Total of Best 6 Races |
|----|-----------------|---------|-------------|-----------------------|
| 1 | Beers, Richard | 22I | 9 | 548.35 |
| 2 | Andrassy, Roy | 31X | 6 | 508.16 |
| 3 | Andraka, Chuck | 11H | 7 | 491.58 |
| 4 | Heisel, Mike | 5A | 8 | 475.86 |
| 5 | Scott, Tom | 26P | 7 | 474.53 |
| 6 | Lampe, Tim | 16U | 8 | 461.99 |
| 7 | Jett, Dub | 1I | 9 | 409.29 |
| 8 | Kane, Dan | 1V | 7 | 406.07 |
| 9 | Frazier, Terry | 37P | 6 | 402.00 |
| 10 | Bozarth, Kurt | 44F | 7 | 366.82 |
| 11 | Coe, Dan | 42C | 8 | 345.68 |
| 12 | Parker, Mark | 24I | 4 | 328.25 |
| 13 | Hulen, Duane | 12V | 8 | 317.61 |
| 14 | Seaholm, AJ | 17V | 5 | 299.52 |
| 15 | Thordarson, Dan | 53C | 5 | 289.80 |
| 16 | Finch, Lonnie | 21V | 3 | 275.46 |

| | | | | |
|----|---------------------|-----|---|--------|
| 17 | Masi, Mike | 37J | 3 | 264.98 |
| 18 | Hartman, Scott | 30H | 4 | 248.40 |
| 19 | Fehling, Matthew | 59S | 5 | 247.03 |
| 20 | Stone, Dean | 19R | 4 | 231.29 |
| 21 | Holik, Robert | 23A | 3 | 229.96 |
| 22 | Blanchard, Marcus | 15P | 3 | 226.70 |
| 23 | Korsen, Craig | 16J | 3 | 214.50 |
| 24 | Langlois, Mike | 12R | 3 | 206.31 |
| 25 | Lloyd, David | 15C | 3 | 204.41 |
| 26 | Allen, Jim | 17D | 4 | 202.11 |
| 27 | King, Robert | 46C | 3 | 195.04 |
| 28 | Flynn, Travis | 55A | 4 | 192.70 |
| 29 | Gall, Duane | 23F | 5 | 191.69 |
| 30 | Duda, Jason | 2W | 3 | 187.54 |
| 31 | Troup, Daniel | 35P | 3 | 178.94 |
| 32 | Neff, Brian | 11F | 4 | 176.61 |
| 33 | Coffey, Joanne | 83B | 3 | 176.06 |
| 34 | Houston, Doug | 14X | 2 | 174.24 |
| 35 | Blanchard, Bryan | 16P | 2 | 171.17 |
| 36 | Johanson, Bill | 52P | 3 | 169.96 |
| 37 | Cranfill, Dennis | 29I | 3 | 169.49 |
| 38 | Salazar, Mario | 18C | 3 | 168.69 |
| 39 | Jump, Eddie | 20G | 3 | 165.02 |
| 40 | McWilliams, Gordon | 4G | 3 | 155.48 |
| 41 | Owens, Laird | 8A | 3 | 155.34 |
| 42 | Brogdon, Bob | 1S | 3 | 153.21 |
| 43 | Martin, Mark | 37G | 2 | 152.54 |
| 44 | Martin, Neil | 38G | 2 | 138.77 |
| 45 | Lopez, Anthony | 23B | 3 | 131.63 |
| 46 | Hiller, Bill | 8V | 4 | 130.13 |
| 47 | DeNeve, Mike | 21P | 4 | 128.98 |
| 48 | McDermott, John | 2R | 3 | 127.44 |
| 49 | Brown, Ray | 15T | 2 | 126.97 |
| 50 | Spenser, Mike | 54P | 3 | 126.90 |
| 51 | Seymore, Anthony | 32V | 4 | 126.65 |
| 52 | Baker, Steve | 15R | 3 | 121.90 |
| 53 | Lime, Jim | 41D | 3 | 120.90 |
| 54 | Smith, Randy | 22X | 2 | 113.85 |
| 55 | Russell, Matt | 5E | 2 | 108.15 |
| 56 | Arguello, Juan | 33Y | 1 | 107.90 |
| 57 | Vanderleest, Bernie | 7W | 3 | 105.71 |
| 58 | Burright, Roger | 39G | 3 | 101.97 |
| 59 | James, Gary | 15I | 3 | 101.29 |
| 60 | Panzardi, Santiago | 18P | 3 | 101.25 |
| 61 | Richmond, Brian | 85S | 2 | 100.46 |
| 62 | Vogelsang, Rick | 29P | 3 | 98.32 |
| 63 | Scherrer, Doug | 35G | 3 | 94.08 |
| 64 | Osswald, Adam | 28P | 1 | 92.44 |

| | | | | |
|----|--------------------|-----|---|-------|
| 65 | Batch, Bryan | 79E | 2 | 90.23 |
| 66 | Grunkemeyer, Craig | 22P | 1 | 84.40 |
| 67 | Killebrew, Doug | 10C | 3 | 81.41 |
| 68 | Lucero, Gilbert | 16C | 3 | 79.88 |
| 69 | Redig, Pat | 23W | 2 | 79.39 |
| 70 | Smithwick, Scotty | 4C | 2 | 70.84 |
| 71 | Telford, Drew | 1D | 1 | 64.81 |
| 72 | VanTuyt, Ken | 25F | 2 | 57.42 |
| 73 | Burnham, Lloyd | 22J | 1 | 54.00 |
| 74 | Moorehouse, Kevin | 36X | 1 | 52.40 |
| 75 | Eden, Mike | 61P | 3 | 47.28 |
| 76 | Bridge, Randy | 58B | 1 | 46.46 |
| 77 | Redekop, Henry | 30X | 1 | 44.29 |
| 78 | Van Baren, Rusty | 7D | 2 | 39.62 |
| 79 | Schmidt, Gary | 27D | 1 | 38.13 |
| 80 | Galemeault, Pat | 95W | 2 | 34.29 |
| 81 | Hiller, Jim | 3V | 3 | 29.60 |
| 82 | Nogy, Kent | 12C | 2 | 24.30 |
| 83 | Tahhan, Gabriel | 22Z | 1 | 23.77 |
| 84 | Peace, Jordan | 29H | 1 | 19.44 |
| 85 | Ochoa, Luis | 23Z | 1 | 15.56 |
| 86 | Von Der Hey, Lee | 7C | 2 | 14.71 |
| 87 | Farnsworth, Scott | 25W | 1 | 14.10 |
| 88 | Diepenbroek, Hank | 24F | 1 | 11.12 |
| 89 | Vess, Robert | 14R | 2 | 8.50 |
| 90 | Gage, Ronald | 12W | 1 | 8.18 |
| 91 | Farthing, Craig | 19F | 1 | 6.16 |





AMA - 426

Points & Standings

426 Points: Doug Scherrer

2019 Events

| | Location | Date |
|----|-------------------|---------|
| 1 | Phoenix, AZ | 1/13/19 |
| 2 | Whittier, CA | 3/23/19 |
| 3 | Whittier, CA | 3/24/19 |
| 4 | Kansas City, MO | 4/27/19 |
| 5 | Liberty, NC | 5/4/19 |
| 6 | Brooklyn Park, MN | 5/4/19 |
| 7 | Muncie, IN | 5/18/19 |
| 8 | Brooklyn Park, MN | 6/1/19 |
| 9 | Cincinnati, OH | 6/1/19 |
| 10 | Baldwin, MI | 6/22/19 |
| 11 | Brooklyn Park, MN | 6/29/19 |
| 12 | NATS Prelim | 7/16/19 |
| 13 | NATS Final | 7/17/19 |
| 14 | Brooklyn Park, MN | 7/27/19 |
| 15 | Littleton, CO | 8/17/19 |
| 16 | Littleton, CO | 8/18/19 |
| 17 | Muncie, IN | 8/24/19 |
| 18 | Brooklyn Park, MN | 9/7/19 |
| 19 | Alberta, Canada | 9/14/19 |
| 20 | Alberta, Canada | 9/15/19 |

| | NAME | NMPRA # | Races Flown | Total of Best 6 Races | | NAME | NMPRA # | Races Flown | Total of Best 6 Races |
|----|---------------------|---------|-------------|-----------------------|----|--------------------|---------|-------------|-----------------------|
| 1 | Beers, Richard | 22I | 8 | 580.16 | 50 | Umbach, Allan | 32X | 2 | 121.97 |
| 2 | Jett, Dub | 4I | 9 | 574.18 | 51 | Von Der Hey, Lee | 7C | 2 | 120.18 |
| 3 | Heisel, Mike | 5A | 8 | 562.79 | 52 | Ritch, Randy | 31I | 2 | 113.14 |
| 4 | Nickodem, Jim | 22V | 9 | 510.68 | 53 | Baker, Steve | 15R | 3 | 107.20 |
| 5 | Andrassy, Roy | 31X | 7 | 501.98 | 54 | McWilliams, Gordon | 4G | 2 | 106.57 |
| 6 | Coe, Dan | 42C | 8 | 488.69 | 55 | Telford, Drew | 1D | 1 | 102.09 |
| 7 | Kane, Dan Jr. | 23U | 6 | 487.68 | 56 | Llyod, Dave | 15C | 2 | 100.71 |
| 8 | Frazer, Terry | 37P | 6 | 437.65 | 57 | Martin, Jeff | 26X | 2 | 100.16 |
| 9 | Richmond, Brian | 85S | 6 | 423.71 | 58 | Brogdon, Bob | 1S | 2 | 98.40 |
| 10 | Galameault, Pat | 95W | 7 | 410.76 | 59 | Schmidt, Gary | 27D | 1 | 95.97 |
| 11 | Fehling, Mathew | 59S | 6 | 378.01 | 60 | Blanchard, Bryan | 16P | 2 | 95.80 |
| 12 | Andraka, Chuck | 11H | 6 | 361.30 | 61 | Gage, Ron | 12W | 4 | 91.45 |
| 13 | Flynn, Travis | 55A | 4 | 348.19 | 62 | Parker, Mark | 24I | 2 | 91.00 |
| 14 | Allen, Jim | 17D | 4 | 321.22 | 63 | Thompson, Taylor | 26C | 1 | 84.33 |
| 15 | Seaholm, AJ | 17V | 4 | 321.17 | 64 | Smith, Randy | 22X | 2 | 82.79 |
| 16 | Hulen, Duane | 12V | 8 | 319.62 | 65 | Burnham, Lloyd | 22J | 1 | 78.93 |
| 17 | Deneve, Mike | 21P | 4 | 304.94 | 66 | Martin, Neil | 38G | 2 | 78.58 |
| 18 | Luce, Don | 18W | 4 | 284.70 | 67 | Yousey, Tim | 58S | 1 | 71.87 |
| 19 | Lampe, Tim | 16U | 7 | 282.00 | 68 | Eden, Mike | 61P | 3 | 69.28 |
| 20 | Troupe, Daniel | 35P | 5 | 276.43 | 69 | Bridge, Randy | 38B | 1 | 68.33 |
| 21 | Bozarth, Kurt | 44F | 7 | 270.60 | 70 | Smithwick, Scotty | 8C | 2 | 68.28 |
| 22 | Vogelsang, Rick | 29P | 5 | 257.48 | 71 | Scherrer, Doug | 35G | 3 | 64.96 |
| 23 | Johanson, Bill | 52P | 3 | 248.24 | 72 | McDermott, John | 2R | 1 | 61.27 |
| 24 | Panzardi, Santiago | 18P | 4 | 245.93 | 73 | Umbach, Kevin | 30Y | 2 | 58.15 |
| 25 | Neff, Brian | 11F | 4 | 217.53 | 74 | Salazar, Mario | 18C | 1 | 57.73 |
| 26 | Scott, Tom | 26P | 5 | 216.23 | 75 | Larson, Darwin | 25U | 1 | 55.92 |
| 27 | Coffey, Joanne | 83B | 5 | 211.04 | 76 | DeLateur, Joe | 15B | 2 | 55.40 |
| 28 | Vess, Robert | 14R | 3 | 210.59 | 77 | Nordel, Oia | 31J | 1 | 52.01 |
| 29 | Gall, Duane | 23F | 4 | 209.96 | 78 | Lime, Jim | 41D | 3 | 49.92 |
| 30 | Jump, Eddie | 20G | 3 | 205.73 | 79 | Diepenbroek, Hank | 24F | 1 | 48.65 |
| 31 | Hartman, Scott | 30H | 3 | 204.18 | 80 | Thompson, Chuck | 28C | 1 | 47.75 |
| 32 | Duda, Jason | 2W | 2 | 200.41 | 81 | Yost, Dave | 34C | 2 | 47.31 |
| 33 | Stone, Dean | 19R | 4 | 194.14 | 82 | Russell, Matt | 5E | 1 | 46.15 |
| 34 | Lopez, Tony | 23B | 3 | 189.46 | 83 | Farthing, Craig | 19F | 1 | 43.91 |
| 35 | Osswald, Adam | 28P | 4 | 178.08 | 84 | Kane, Jack | 23U | 3 | 41.37 |
| 36 | Seymore, Tony | 32V | 4 | 175.62 | 85 | Coffey, Bruce | 81B | 2 | 40.64 |
| 37 | James, Gary | 15I | 3 | 166.99 | 86 | Doe, Greg | 7S | 2 | 39.76 |
| 38 | Finch, Lonnie | 21V | 3 | 158.44 | 87 | King, Robert | 46C | 2 | 34.41 |
| 39 | Martin, Mark | 37G | 3 | 158.40 | 88 | Coletto, Ray | 53S | 1 | 33.00 |
| 40 | Redig, Pat | 23W | 6 | 157.94 | 89 | VanTuyll, Ken | 25F | 2 | 32.24 |
| 41 | Lisowski, Larry | 31V | 3 | 148.60 | 90 | Tropea, Joe | 28J | 1 | 30.52 |
| 42 | Thordanson, Dan | 53C | 5 | 147.52 | 91 | Killebrew, Doug | 10C | 1 | 28.71 |
| 43 | Van Baren, Rusty | 7D | 2 | 146.40 | 92 | Grunkmeyer, Craig | 22P | 2 | 26.34 |
| 44 | Spencer, Mike | 54P | 3 | 144.73 | 93 | Blanchard, Marcus | 15P | 2 | 22.77 |
| 45 | Houston, Doug | 14X | 3 | 143.53 | 94 | Langlois, Mike | 12R | 1 | 20.74 |
| 46 | Masi, Mike | 37J | 2 | 141.17 | 95 | Kauffman, Hank | 12X | 1 | 10.49 |
| 47 | Vanderleest, Bernie | 7W | 3 | 135.38 | 96 | Batch, Bryan | 79E | 1 | 7.06 |
| 48 | Korsen, Craig | 16J | 3 | 131.63 | 97 | Holik, Robert | 23A | 1 | 4.53 |
| 49 | Brown, Ray | 15T | 2 | 125.16 | 98 | Adamissin, Jeff | 36V | 1 | 1.20 |



AMA - 424

Points & Standings

424 Points: Trey Witte

2019 Events

| | | |
|---|-------------------------------|---------|
| 1 | KCRC - Sat | 5/4/19 |
| 2 | OJA - Spring | 5/4/19 |
| 3 | Indy Shootout CAPS - Sat | 5/18/19 |
| 4 | Indy Shootout CAPS - Sun | 5/19/19 |
| 5 | Moonshot - Sat | 6/1/19 |
| 6 | Baldwin | 6/22/19 |
| 7 | AMA Nationals | 7/14/19 |
| 8 | Ben Martin Classic CAPS - Sat | 8/24/19 |
| 9 | Ben Martin Classic CAPS - Sun | 8/25/19 |

| | NAME | NMPRA # | Races Flown | Total of Best 6 Races |
|----|--------------------|---------|-------------|-----------------------|
| 1 | Tim Sparks | 22U | 7 | 401.60 |
| 2 | Clint Seyer | 21U | 5 | 338.45 |
| 3 | Augie Haupt | 65D | 6 | 293.55 |
| 4 | Daniel Troup | 35P | 4 | 248.40 |
| 5 | Larry Lisowski | 31V | 4 | 198.95 |
| 6 | Greg Doe | 7S | 3 | 194.20 |
| 7 | Jeff Adamison | 36V | 2 | 189.66 |
| 8 | Jim Nikodem | 22V | 2 | 151.06 |
| 9 | Scotty Smithwick | 8C | 2 | 147.09 |
| 10 | Don Belfort | 31P | 3 | 104.17 |
| 11 | Jim Hiller | 3V | 3 | 103.97 |
| 12 | Mike Helsel | 5A | 1 | 103.03 |
| 13 | Jack Kane | 23U | 3 | 93.91 |
| 14 | Duane Hulen | 12V | 1 | 90.10 |
| 15 | Matt Fornefeld | 35V | 5 | 89.23 |
| 16 | Adam Oswald | 28P | 1 | 88.11 |
| 17 | Tony Seymore | 32V | 1 | 77.40 |
| 18 | Matt Russell | 5E | 1 | 76.63 |
| 19 | Dean Stone | 19R | 2 | 66.51 |
| 20 | Gary James | 15I | 1 | 64.70 |
| 21 | Jason Duda | 2W | 1 | 61.54 |
| 22 | David Ford | 29X | 1 | 54.00 |
| 23 | Kurt Bozarth | 44F | 1 | 52.00 |
| 24 | Rick Vogelsang | 29P | 2 | 51.43 |
| 25 | Dan Kane Jr | 23U | 1 | 42.00 |
| 26 | Scott Hartman | 30H | 1 | 39.30 |
| 27 | Leo Nordell | 32J | 1 | 27.60 |
| 28 | Dan Coe | 42C | 1 | 26.60 |
| 29 | Conrad Wondolowski | 33J | 1 | 21.40 |
| 30 | Bill Hiller | 8V | 2 | 20.66 |
| 31 | Brian Osman | 28H | 1 | 20.06 |
| 32 | Jordan Peace | 29H | 1 | 16.29 |
| 33 | Doug Scherrer | 35G | 1 | 13.90 |
| 34 | Bryan Batch | 79E | 1 | 12.51 |
| 35 | Gordon McWilliams | 4G | 1 | 1.20 |



NMPRA EF-1

Points & Standings

EF1 Points: Dan Kane

Please check the listed races. If you have attended a race not listed, please send the results to me.

2019 Events

| | Location | Date |
|----|------------|---------|
| 1 | Winterfest | 1/12/19 |
| 2 | Waco | 5/5/19 |
| 3 | OJA | 5/4/19 |
| 4 | CAPS | 5/18/19 |
| 5 | Georgetown | 6/1/19 |
| 6 | Cincinnati | 6/1/19 |
| 7 | Billings | 6/2/19 |
| 8 | Baldwin | 6/22/19 |
| 9 | NATS | 7/15/19 |
| 10 | CAPS | 8/24/19 |

| | NAME | NMPRA # | Races Flown | Total of Best 6 Races |
|----|--------------------|---------|-------------|-----------------------|
| 1 | Nikodem, Jim | 22V | 6 | 500.32 |
| 2 | Sparks, Tim | 22U | 6 | 397.72 |
| 3 | Kane Jr, Dan | 1V | 4 | 317.30 |
| 4 | Helsel, Mike | 5A | 5 | 313.28 |
| 5 | Troup, Daniel | 35P | 4 | 297.16 |
| 6 | Seyer, Clint | 21U | 5 | 280.56 |
| 7 | Panzardi, Santiago | 18P | 4 | 196.31 |
| 8 | Osswald, Adam | 28P | 4 | 182.21 |
| 9 | Lisowski, Larry | 31V | 3 | 175.16 |
| 10 | Belfort, Don | 31P | 4 | 167.08 |
| 11 | French, Fred | 18H | 2 | 162.78 |
| 12 | Meisheimer, Tom | 99P | 5 | 161.35 |
| 13 | Doe, Greg | 7S | 3 | 156.47 |
| 14 | Andrassy, Roy | 31X | 2 | 153.99 |
| 15 | Russell, Matt | 5E | 2 | 127.68 |
| 16 | Hiller, Jim | 3V | 2 | 118.33 |
| 17 | Scott, Tom | 26P | 2 | 97.41 |
| 18 | Alllen, Jim | 17D | 1 | 95.44 |
| 19 | Flynn, Travis | 55A | 1 | 89.15 |
| 20 | Batch, Bryan | 79E | 1 | 86.53 |
| 21 | Witte, Trey | 23R | 1 | 82.00 |
| 22 | Gall, Duane | 23F | 2 | 80.09 |
| 23 | Martin, Mark | 37G | 1 | 78.00 |
| 24 | Kane, Jack | 23U | 3 | 74.83 |
| 25 | James, Gary | 15I | 2 | 73.30 |
| 26 | Johanson, Bill | 52P | 1 | 57.74 |
| 27 | Hiller, Bill | 8V | 4 | 52.69 |
| 28 | Baker, Steve | 15R | 2 | 52.66 |
| 29 | Masi, Mike | 37J | 1 | 48.32 |
| 30 | Elbert, Leon | 7G | 1 | 43.87 |
| 31 | McWilliams, Gordon | 4G | 1 | 42.04 |
| 32 | Lopez, Tony | 23B | 1 | 39.30 |
| 33 | Richmond, Brian | 85S | 1 | 26.60 |
| 34 | Ford, David | 29X | 1 | 20.05 |
| 35 | Alves, Ed | 23G | 1 | 18.27 |
| 36 | Lime, Jim | 41D | 1 | 13.90 |
| 37 | Nordell, Leo | 2S | 1 | 13.76 |
| 38 | Elbert, Travis | 2G | 1 | 9.73 |
| 39 | Parker, Mark | 24I | 1 | 4.34 |
| 40 | Elbert, Shane | 13G | 1 | 1.20 |
| 41 | Huffman, Eric | 25D | 1 | 1.20 |



| | | | | |
|----|------------|-----|---|------|
| 42 | Jett, Dub | 4I | 1 | 1.20 |
| 43 | Lampe, Tim | 16U | 1 | 1.20 |

NMPRA : 2018 RACE SCHEDULE

National Contest Coordinator: Mike Helse

If I don't have your races listed, please send me a copy of your schedule, events to be flown, and contact information and I will get them added to the master schedule.

NMPRA Master Race Schedule 2019

9/25/2019

| Date | Location | Events | Comments | Contact | Other Info |
|-------------|--------------------|-------------|-------------------------|---------------|------------------|
| October | | | | | |
| 5th - 6th | Old Julian Airport | 422 | NMPRA Champ Race | | Trey Witte |
| 12th - 13th | | | | | - |
| 19th - 20th | | | | | - |
| 26th - 27th | Whittier, CA | 424,426,422 | 2 day race | Mario Salazar | |
| November | | | | | |
| 2nd - 3rd | | | | | |
| 9th - 10th | | | | | |
| 16th - 17th | | | | | |
| 23rd - 24th | | | | | |
| December | | | | | |
| 30th - 1st | Apopka, FL | 426, 422 | Cliff Telford Tangerine | | Gary Freeman, Jr |
| 7th - 8th | | | | | |
| 14th - 15th | | | | | |
| 21st - 22nd | | | | | |

NMPRA Master Race Schedule 2020

| Date | Location | Events | Comments | Contact | Other Info |
|-------------|--------------|----------|------------|-----------|------------|
| January | | | | | |
| 4th-5th | Surprise, AZ | 426, EF1 | Winterfest | Jim Allen | - |
| 11th - 12th | | | | | |
| 18th - 19th | | | | | |
| 25th - 26th | | | | | |
| February | | | | | |
| 1st - 2nd | Surprise, AZ | 422 | QM Classic | Jim Allen | |
| 8th - 9th | | | | | |
| 15th - 16th | | | | | |
| 22nd - 23rd | | | | | |



NMPRA SPONSORS



Randy Ritch
(281) 701-3121
(713) 661-5458

www.ritchsbrew.com
srritch@sbcglobal.net

DCRC

<http://www.darrolcady.com/>

dcady@pacifier.com
PH: (360)-903-3520

"FOR ALL YOUR RACING NEEDS"



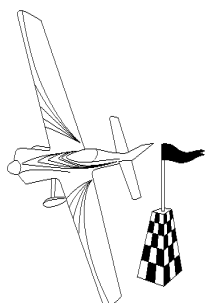
The Choice of Champions...

bdechastel@bigpond.com
www.bigbruceracing.com



Vortex Racing

Bridge_521@charter.net



PMP

Performance Model Products

Dennis O'Brien

(407) 619-5191

H&M Racing

R/C Pylon Manufacture

hm.racing@sasktel.net

Phone: (306) 892-4216

<http://hmracinginc.com/index.php>

Improve your Performance with APC Competition Propellers!

Visit the APC Prop website for more details about our efficient, high performance, balanced propellers. Over 500 different types to choose from.



The #1 Choice of
Champions Worldwide!



Proudly Made in the USA!

Providing superior quality, unmatched variety and excellent service since 1989.

www.apcprop.com

(530) 661-0399

APC Propellers are also available from your favorite online dealer or local hobby shop.



NMPRA SPONSORS



--- H P P --- ADVANCED PYLON PRODUCTS, LLC

HEADQUARTERS FOR ALL YOUR
BUILDING AND RACING SUPPLIES

ADDITIONAL SERVICES INCLUDE:
COMPOSITE FABRICATION
FOAM CUTTING
CNC ROUTER CUTTING
FOR QUESTIONS AND PRICING
CALL GARY FREEMAN @ 407-222-5759

HOME OF THE
SIDEWINDER AND SWEET 1
Q40 AIRPLANES

www.advancedpylonproducts.com

Email: gary@advancedpylonproducts.com



Domestic:
(708) 246-3730

International:
++1 (708) 246-3730

Domestic Fax:
(708) 246-6734

International Fax:
++1 (708) 246-6734

General Email:
info@merlinglowplugs.com




Mike Langlois
6024 Smithwood Rd.
Liberty, NC 27298

PO Box 216
Julian, NC 27283

Tel No: (336) 685-0016

Fax: (336) 685-9195

Email: ml@aeroprecisionmachine.com



www.cmadracing.com

Q-500Racing.com HOME OF THE R200 & R140 Q-500 RACERS.

Randy Etken

R140Racer@msn.com (952)445-8652

MASTER LINE PRODUCTS

Home of The MASTER TACH, racing tachometer

Allen Booth

Rcflyer39@hotmail.com (260)312-3185

StegallHobbies.com

We're your source for Epoxy Fillers and much more

<http://EpoxyFillers.store>

<http://StegallHobbies.store>

Quickie 500 Backplate Mounts
EF1 Laser Cut Kits and Fiberglass Parts
Vintage Formula 1 Fiberglass and Foam Kits
The BOB CAT FAI Fiberglass and Foam Kit



Please visit <http://RCPylon.TV>
for videos on all kinds and classes of
R/C Pylon Racing Information



The Club 40 Racer - Club40Racer.com
Laser Cut Kit in Short Kits and Full Kits
for Club 40 Racing - Club40Racing.com

**2017 NMPRA Membership Application**

Please check all appropriate boxes.

- | | |
|---|---|
| <input type="checkbox"/> New Member | <input type="checkbox"/> I am a Current Contest Director |
| <input type="checkbox"/> Renewal | <input type="checkbox"/> Donate Excess Remitted Monies to the FAI Team Fund |
| <input type="checkbox"/> Change Address | |

Name: _____

Phone (Home): _____

Mail Address: _____

Phone (Cell): _____

City: _____

State: _____

ZIP: _____

Date of Birth (mm/dd/yyyy) : _____

AMA Number: _____

NMPRA Number: _____

Occupation: _____

E-Mail Address: _____

- I Currently Fly: ☐ Q40
☐ Q500
☐ FAI ☐ Club 40
☐ Electric ☐ E-F1

- | | | |
|------------------|--|----------|
| I am purchasing: | <input type="checkbox"/> Renewal membership with Internet Newsletter----- | \$25 |
| | <input type="checkbox"/> New membership with Internet Newsletter----- | \$15 |
| | <input type="checkbox"/> USA membership with Mailed Newsletter----- | \$40 |
| | <input type="checkbox"/> Outside USA membership with Mailed Newsletter----- | \$50 |
| | <input type="checkbox"/> Additional ____ NMPRA Sticker Sheet(s) (Red)----- | \$2 each |
| | <input type="checkbox"/> Additional ____ NMPRA Sticker Sheet(s) (White)----- | \$2 each |

Make Check Payable to : **NMPRA**

I Currently Wear _____ size shirt

I Would Like the Following NMPRA Sticker Sheet with my 2017 Paid Membership:

- ☐ Red
☐ White

Mail to: Secretary / Treasurer

Scott Hartman
912 Plains Drive
Fritch, TX 79036

NMPRA OFFICERS

President

Trey Witte
15309 Bexley Place
Mint Hill, NC 28227
704-807-1644
treywitte1@gmail.com

Secretary/Treasurer

Scott Hartman
912 Plains Drive
Fritch, TX 79036
sahartman21@hotmail.com

District 1 VP

Tom Hegland
3430 May Lane
San Jose, CA 95124
408-369-1413
t.hegland@sbcglobal.net

District 2 VP

Matt Russell
28128 N. Perry Road
Chattaroy, WA 99003
509-869-6300
matt@warusells.com

District 3 VP

Randy Smith
111 Hawkhill Place NW
Calgary, AB Canada
403-605-5681
pylon.guy@shaw.ca

District 4 VP

Travis Elbert
Box 53
Jefferson City, MT 74316
406-933-5684

District 5 VP

Jim Nikodem
736 Silk Oak Lane
Crystal Lake, IL 60014
847-471-2566
jdnikodem@juno.com

District 6 VP

Peter Tani
PO Box 1544
Vernon, CT 06066
peter@peterdavidtani.com

District 7 VP

Scotty Smithwick
12201 Shiloh Acres Drive
Clermont, FL 34715
870-421-4864
airplanescotty@gmail.com

District 8 VP

Gordon McWilliams
1209 Heatherwood Drive
Paola, KS 66071
913-406-8950
gordonmcw@aol.com

District 9 VP

Alex Vazquez
Carr. Guadalajara-Colotlan
No. 7, 201 Colonia Extramuros
45200 Zapopan, Jalisco, Mexico
5233-3633-3074
alejandro@temosa.com.mx

District 10 VP

Joe Luxford
+61-419-517096
Jluxford@luxford.com.au

NMPRA Webmaster

Bernie Vanderleest
1711 Heinze Drive
Racine, WI 53406
262-995-8110
web@nmpira.org

Newsletter Editor

Linda Brogdon
5251 Hermitage Drive
Powder Springs, GA 30127
770-421-8838
brogdonlh@comcast.net

Newsletter Publisher

Robert King
3453 Iroquois Ave.
Long Beach, CA 90808
562-618-7335
kingconsulting@mac.com

AMA – 422 Points Coordinator

Gary James
PO Box 1474
Weatherford, TX 76086
817-689-3778
gsjames@earthlink.net

AMA – 426 Points Coordinator

Doug Scherrer
15353 W 150th Terrace
Olathe, KS 66062
913-568-1103
happyinbwg@hotmail.com

AMA – 424 Points Coordinator**NMPRA - EF1 Points Coordinator**

Dan Kane
1703 W. Grove
Arlington Heights, IL 60005
847-878-4161
kanedjr@hotmail.com

Academy of Model Aeronautics
Attention: NMPRA
P.O. Box 3028
Muncie, IN 47302-1028

First Class
Dated Material
To:

The Pylon Racer's Official Voice

NMPRA

HIGH PERFORMANCE



ENGINES PARTS ACCESSORIES

WWW.DUBJETT.COM

713-680-8113

JETTENGRA@SBCGLOBAL.NET